



Parts Manual

Mfg. No: 2691262-00
Regent EX2246, 22 Gross HP B&S Hydro

1692125 - Cart, Dump (10 Cu. Ft.)
1691319 - Suitcase Weights, 33Lbs.
1690555 - Weight, Rear Wheel (1 Each).....
1690163 - Chains, Tire Pr. (20 X 8).....
1695641 - Dethatcher, Tow- Behind, 40".....
1694921 - Snow Cab, Soft Side.
1694922 - Weight Carrier, Rear.
1694946 - Counter Weight Kit.
1695791 - Tiller, Tow Behind, 36".....
1695776 - Catcher, Clean Sweep Triple, 46" & 52".....
1695946 - Grass Mulcher Kit, 46".....
1695092 - Tire Chains (22 x 10 - 8/10, 22 x 9.5 - 12).....
1695597 - Front Bumper Kit.
1696092 - Dozer Blade, 42".....
1696423-00 - Snowthrower, Single Stage, 42".....
7600071 - Cover, Tractor.

Not For
Reproduction

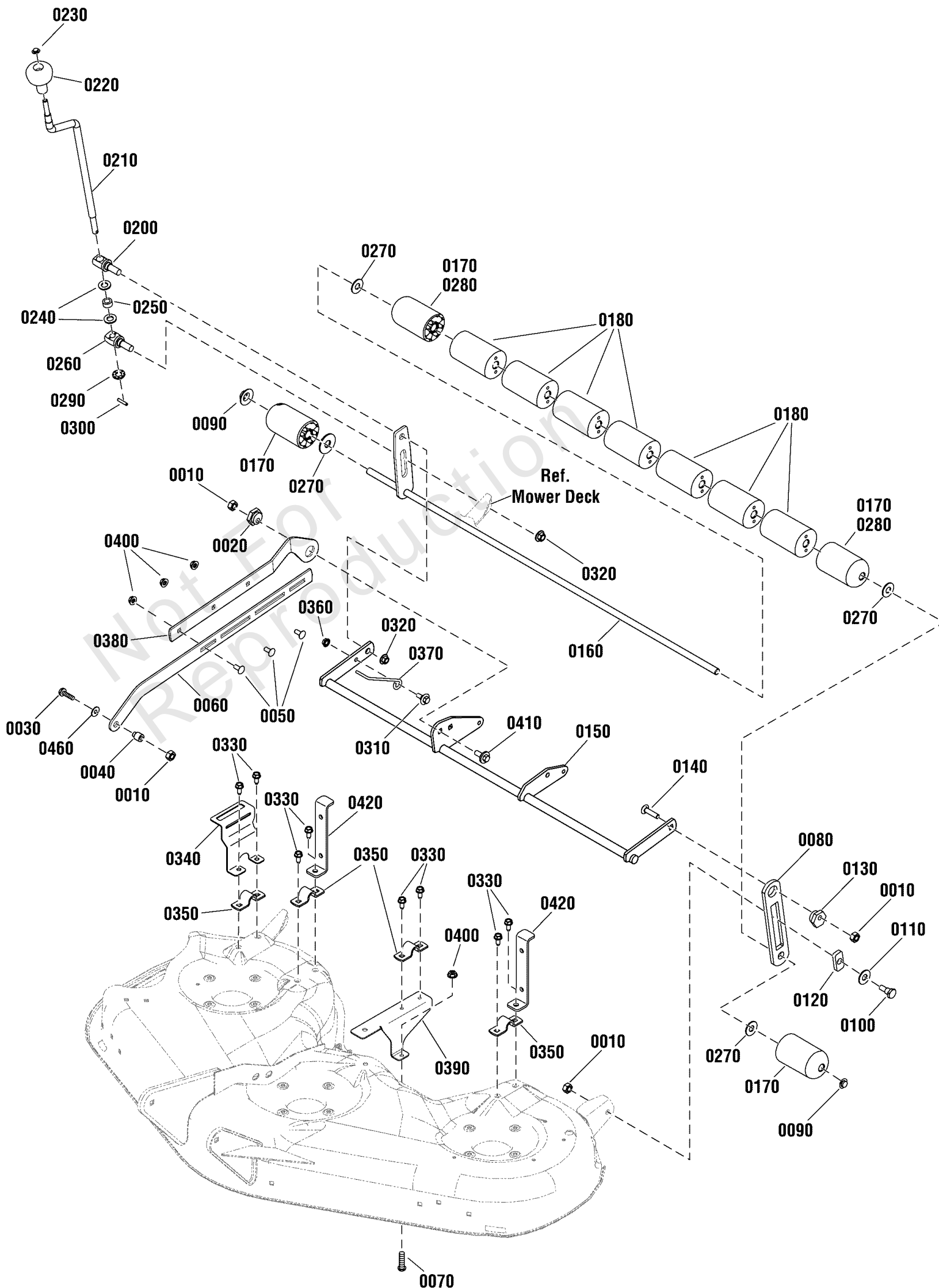
Model Components	Page
46" & 52" (117cm & 132cm) Mower Deck - Height Adjustment & Roller Bar Group.....	4
46" & 52" (117cm & 132cm) Mower Deck - Housing, Arbors & Blades Group.....	6
46" & 52" Mower Deck - Clutch Group.....	8
46" Mower Deck - French Guard Group.....	10
Controls Group.....	12
Decals Group.....	14
Electrical Group.....	16
Engine Group - 18.5, 20 & 22 Gross HP Briggs & Stratton.....	20
Frame & Front Axle Group.....	24
Frame Guard Group.....	28
Hood, Grille & Dash Group.....	30
Lift Group - Roller Bar, Manual.....	32
Seat Deck & Fuel Tank Group.....	34
Steering Group.....	36
Transmission Group - Tuff Torq.....	38
Transmission SERVICE PARTS - Tuff Torq K46BL (1729589).....	40
Transmission SERVICE PARTS - Tuff Torq K46BP (1729588).....	44
Wheels & Tires Group.....	48
Torque Specification Chart.....	50

Not For
Reproduction

46" & 52" (117cm & 132cm) Mower Deck - Height Adjustment & Roller Bar Group

Note: Unless noted otherwise, use the standard torque specifications

Mfg. No: 2691262-00



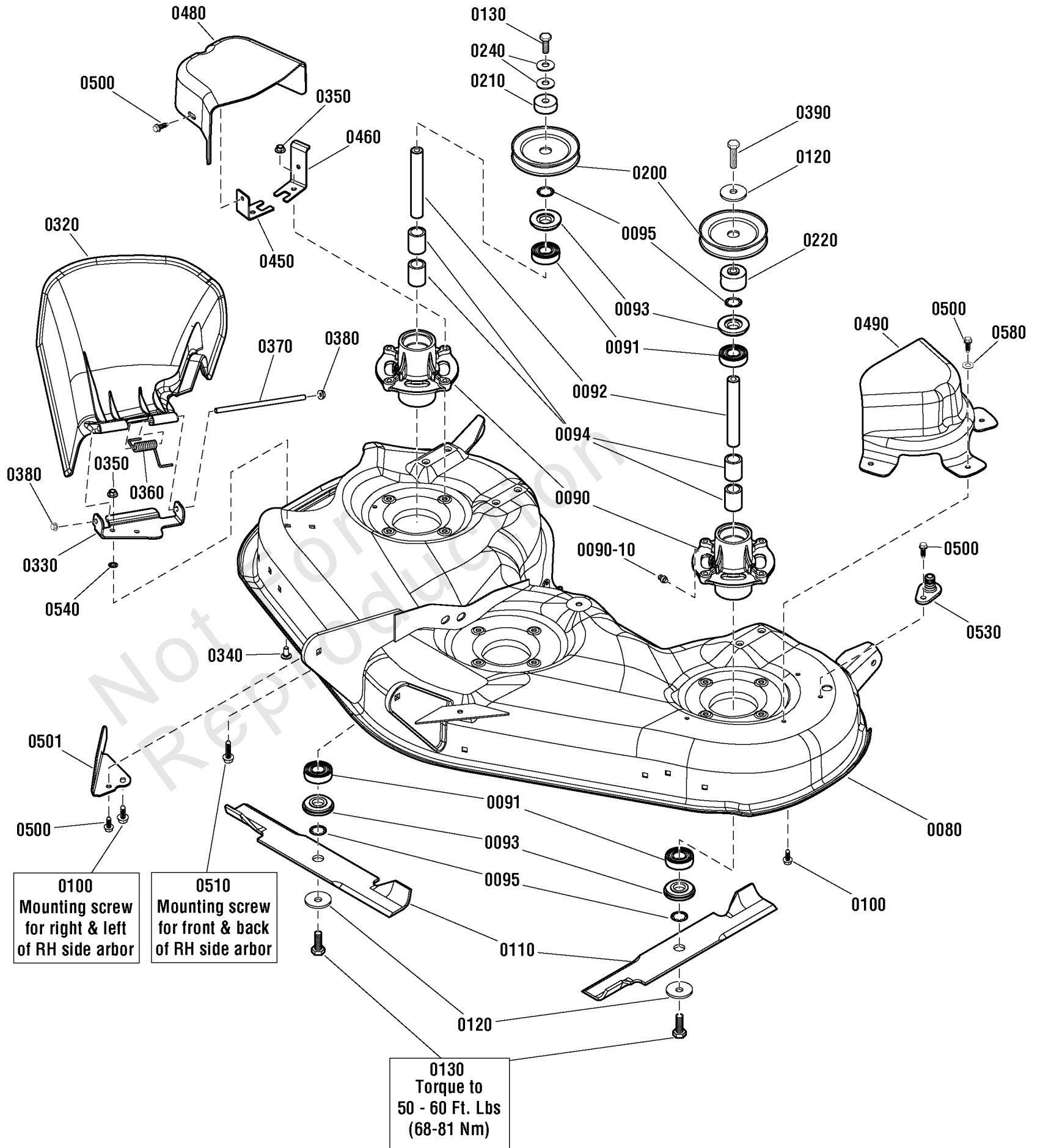
46" & 52" (117cm & 132cm) Mower Deck - Height Adjustment & Roller Bar Group

REF NO	PART NO	QTY	DESCRIPTION
0010	2860681SM	4	NUT, Hex Flange, 3/8-16
0020	1727381SM	1	NUT, Hex Adjusting
0030	1921971SM	1	CAPSCREW, Hex Head, 3/8-16 x 1-3/4, G5
0040	1706644SM	1	SPACER
0050	703185	3	BOLT, Carriage, 5/16-18 X 3/4
0060	1739554AYP	1	ARM, Pitch Adjustment, Front
0070	703185	1	BOLT, Carriage, 5/16-18 X 3/4
0080	1755088BMYP	1	BAR, Roller
0090	1960520SM	2	NUT, Push, 5/8
0100	2172622SM	1	BOLT, Shoulder, 3/8-16 X 1.34, 1/2 Shoulder
0110	1924361SM	1	WASHER, 1/2 x 1-1/4
0120	1677507SM	1	SLIDE
0130	1704082SM	1	NUT, Hex Adjusting, 11/16
0140	7091945YP	1	BOLT, Carriage, Short Neck, 3/8-16 x 1-1/2
0150	1753795BMYP	1	SHAFT, Rocker
0160	1755611BMYP	1	SHAFT, Roller, 40.8" Lg -(Use on 46" Deck)
0160	1755610BMYP	1	SHAFT, Roller, 42.88" Lg -(Use on 52" Deck)
0170	1722036SM	2	ROLLER, Rounded, 4.1 LG, 650 ID, 2.50 OD Rounded End -(Qty 4 used on 52" Deck)
0180	1668513SM	7	ROLLER, .652 ID, 2.50 OD, 4.10 LG
0200	1733258SM	1	TRUNNION, L.H. Thread
0210	1719901SM	1	CRANK, Height Adjustment
0220	1714084SM	1	KNOB, Spinner
0230	1960093SM	1	PUSHNUT, 3/8
0240	1960170SM	2	WASHER, 1/2 x 1 -(Qty 3 used on 52" Deck)
0250	1716953SM	1	SPACER, .390 LG
0260	1733257SM	1	TRUNNION
0270	1924366SM	4	WASHER, 5/8
0280	1717675SM	2	ROLLER, .650 ID, 2.5" OD, 2.05" Long, Rounded End -(Used on 46" Decks)
0290	1704097SM	1	WASHER, Detent
0300	2816001SM	1	PIN, Spring
0310	009X67MA	1	BOLT, Shoulder, 5/16-18 x 1/2
0320	1930644SM	2	NUT, Hex Flange, Two-Way Lock, 1/2-13
0330	1664847SM	7	CAPSCREW, Hex Washer Head, Taptite, 5/16-18 x 3/4
0340	1736850AYP	1	BRACKET, Height of Cut
0350	1665374SM	4	STRAP
0360	015X79MA	1	NUT, Hex Flange Serrated, 5/16-18
0370	1736851YP	1	ROD, Height of Cut Indicator
0380	1753817BMYP	1	ARM, Pitch Adjustment
0390	1734806AYP	1	BRACKET, Rocker Shaft -(Use on 46" Deck)
0390	1737011BMYP	1	BRACKET, Rocker Shaft -(Use on 52" Deck)
0400	703409	4	NUT, Serrated Lock Flange, 5/16-18
0410	1960268SM	1	BOLT, Carriage, 3/8-16 X 1-1/4
0420	1737219BMYP	2	UPSTOP, Rear -(Qty 1 Used on 52" Deck)
0460	71072MA	1	WASHER, Flat, 13/32

46" & 52" (117cm & 132cm) Mower Deck - Housing, Arbors & Blades Group

Note: Unless noted otherwise, use the standard torque specifications

Mfg. No: 2691262-00



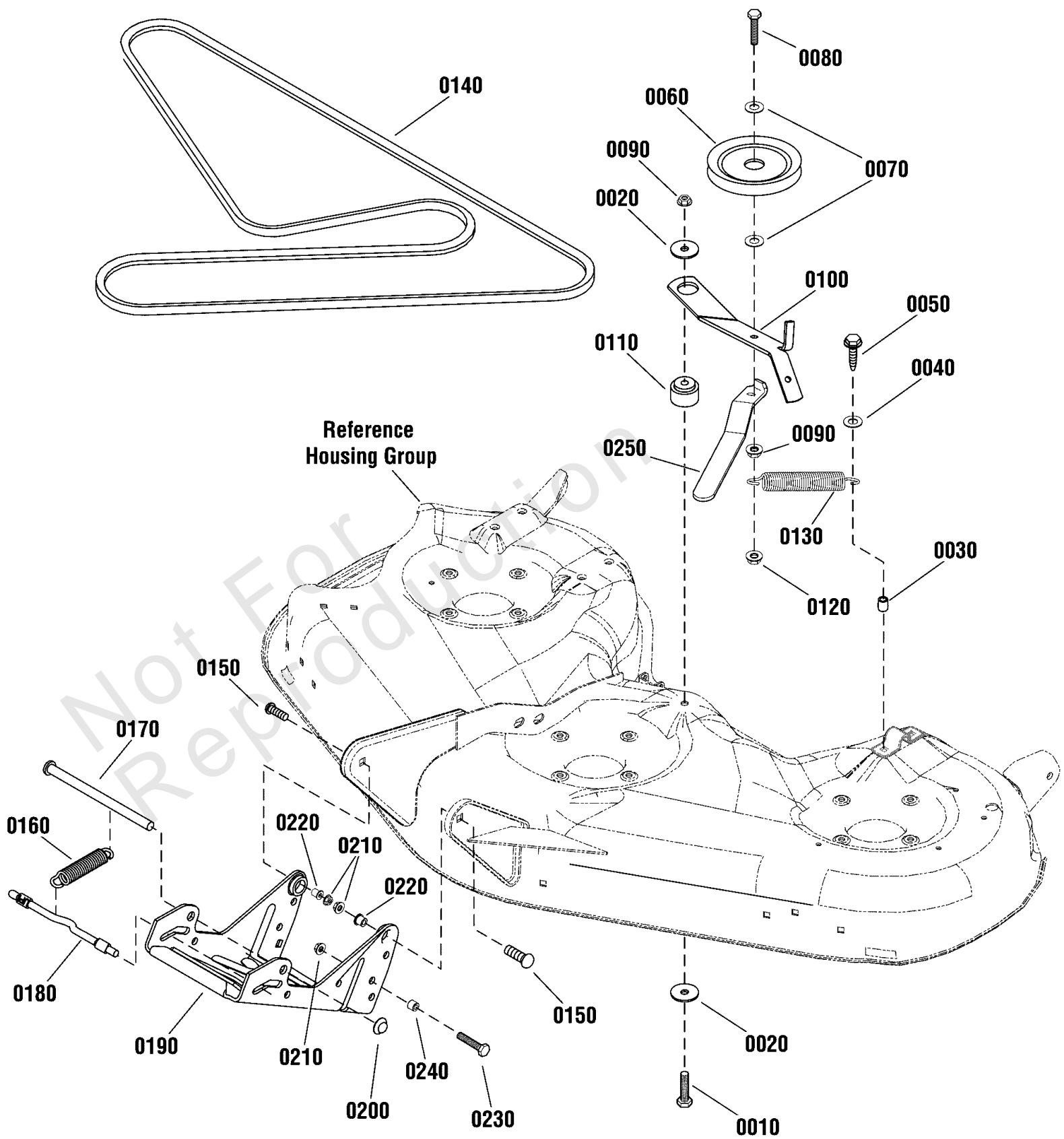
46" & 52" (117cm & 132cm) Mower Deck - Housing, Arbors & Blades Group

REF NO	PART NO	QTY	DESCRIPTION
0080	1735709CYP	1	MOWER DECK, 46"
0080	1753759CYP	1	MOWER DECK, 52"
0090	1735573YP	3	HOUSING, Spindle
0090-10	1704314SM	3	FITTING, Zerk, .250 Dia.
0091	1735399YP	6	BEARING, Ball, 20mm
0092	1735326YP	3	SHAFT, Spindle
0093	1735323YP	6	SHIELD, Arbor, 2.050 OD
0094	1735328YP	6	SPACER, Bearing
0095	1960766YP	6	RING, Self Lock
0100	1960373SM	10	SCREW, Hex Washer Head, Taptite, 5/16-18 x 1
0110	1737252AYP	3	BLADE, 52" Mower
0110	1737228AYP	3	BLADE, 46" Mower
0120	1656916SM	4	WASHER, Spring, 0.475ID x 1-3/4 OD
0130	1920676SM	5	CAPSCREW, Hex Head, 7/16-14 X 1
0200	1735686YP	3	PULLEY, 4.6 OD, Split -(46" Mower)
0200	1735733YP	3	PULLEY, 5.5OD, Split -(52" Mower)
0210	1735579YP	2	SPACER, Lower Drive
0220	1736445YP	1	SPACER, Pulley
0240	1960769YP	4	WASHER, Belleville
0320	1754745YP	1	DEFLECTOR, 46/52
0330	1754868BMYP	1	BRACKET, Hinge
0340	703125	2	BOLT, Carriage, 5/16-18 x 5/8, GR5
0350	703409	4	NUT, Serrated Lock Flange, 5/16-18
0360	1755412YP	1	SPRING, Torsion
0370	1759064YP	1	ROD, Deflector
0380	7012542YP	2	NUT, Push, 5/16
0390	703171	1	CAPSCREW, Hex Head, 7/16-14 x 1-3/4, GR5
0450	1736518BMYP	1	BRACKET, Belt Cover, Front
0460	1736519BMYP	1	BRACKET, Belt Cover, Rear
0490	1735750YP	1	COVER, Belt, LH -(46" Mower)
0490	1736505YP	1	COVER, Belt, LH -(52" Mower)
0480	1735752YP	1	COVER, Belt, RH
0500	703228	7	SCREW, Washer Head Taptite, 5/16-18 X 3/4
0501	1737279BMYP	1	BAFFLE, Pinchoff
0510	1930600SM	2	SCREW, Hex Washer Head, Taptite, 5/16-18 x 1-1/2
0520	1736898YP	1	CONNECTOR, Washout Port -(Not Illustrated)
0530	1735716YP	1	ADAPTER, Washout Port
0540	703297	2	RETAINER, 5/16, GR5
0580	703302	3	WASHER, Flat, 5/16

46" & 52" Mower Deck - Clutch Group

Note: Unless noted otherwise, use the standard torque specifications

Mfg. No: 2691262-00



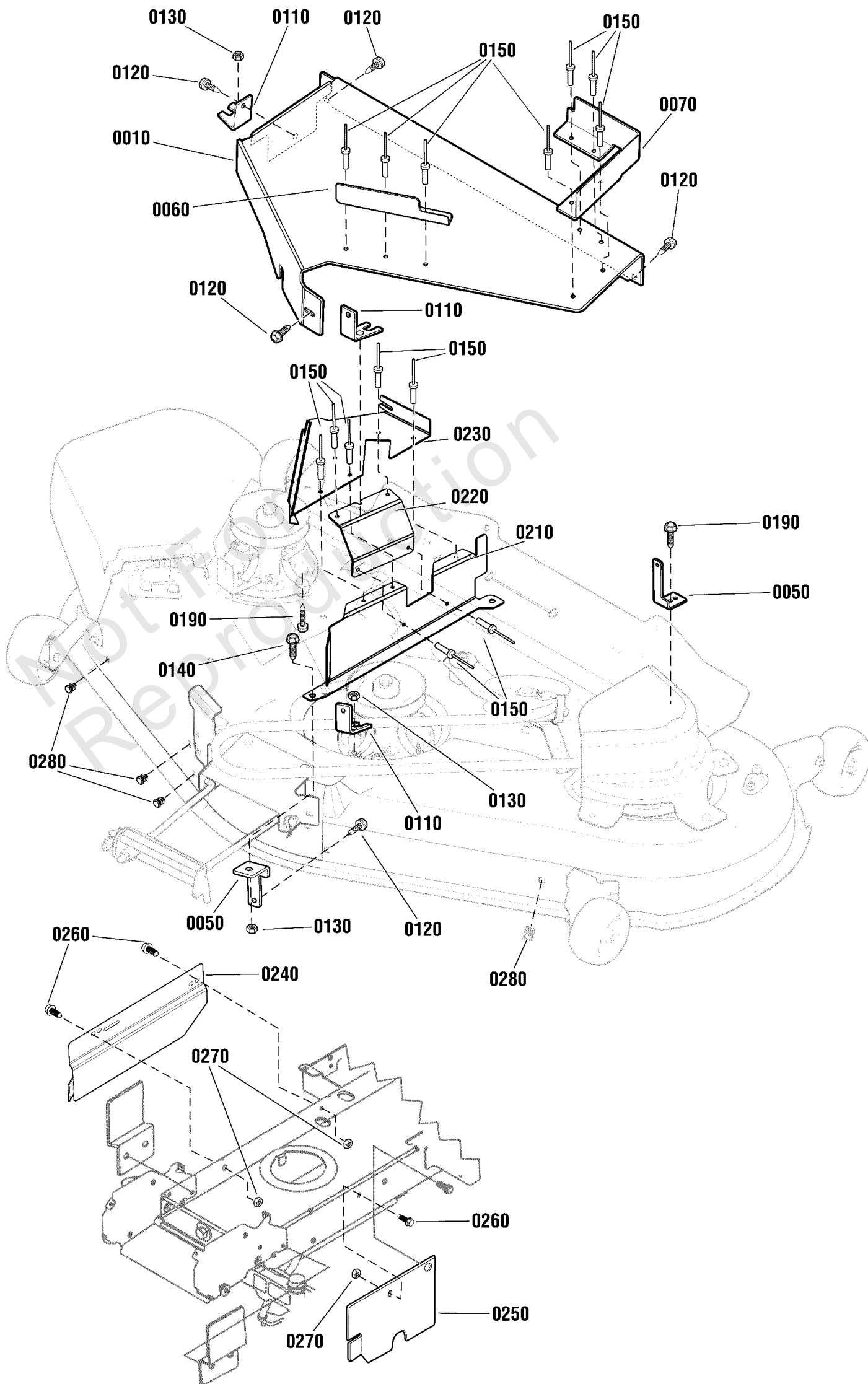
46" & 52" Mower Deck - Clutch Group

REF NO	PART NO	QTY	DESCRIPTION
0010	1922130SM	1	CAPSCREW, Hex Head, 3/8-16 x 2-1/4 G5
0020	1924356SM	2	WASHER, 3/8 x 1-1/2
0030	1710703SM	1	SPACER, 3/8 x 1/2 x 5/8
0040	1924874SM	1	WASHER, 5/16 x 7/8
0050	1930600SM	1	CAPSCREW, Hex Washer Head, Taptite, 5/16-18 x 1-1/2
0060	1736540YP	1	PULLEY, Idler
0070	1922755SM	2	WASHER, 3/8 x 1
0080	1933685SM	1	CAPSCREW, Hex Head, 3/8-16 x 2-1/2 G5
0090	1960339SM	2	NUT, Hex Flange, MAC Lock, 3/8-16
0100	1736551AYP	1	ARM, Idler
0110	1729007SM	1	SPACER, 3/8ID x 1-1/2 OD x 1
0120	1931211SM	1	NUT, Hex Flange, Whiz Lock, 3/8-16
0130	1715435SM	1	SPRING, Extension, 1"
0140	1732956SM	1	V-BELT, Arbor Drive, .44" Deep-Groove, 118" -(46" Mower)
0140	1736516YP	1	V-BELT, Arbor Drive, HA 132" -(52" Mower)
0150	7091945YP	2	BOLT, Carriage, Short Neck, 3/8-16 x 1-1/2
0160	2156302SM	1	SPRING, Extension, 4-1/4"
0170	1713578SM	1	ROD, 1/2" Dia., 7-5/8" Long
0180	1715759SM	1	ROD, 3/8 x 8
0190	1737563AYP	1	HITCH
0200	1960519SM	1	PUSHNUT, 1/2
0210	1960687SM	3	NUT, Hex Flange, ESNA, 3/8-16
0220	1732443SM	2	SPACER, 3/8 x 3/4 x 3/4
0230	703407	1	CAPSCREW, 3/8-16 x 1
0240	5044960SM	1	SPACER, .39ID x 1 OD x 1/4
0250	1755653BMYP	1	HANDLE, Idler Arm -(Do Not Use With French Guarding Kits)

46" Mower Deck - French Guard Group

Note: Unless noted otherwise, use the standard torque specifications

Mfg. No: 2691262-00



46" Mower Deck - French Guard Group

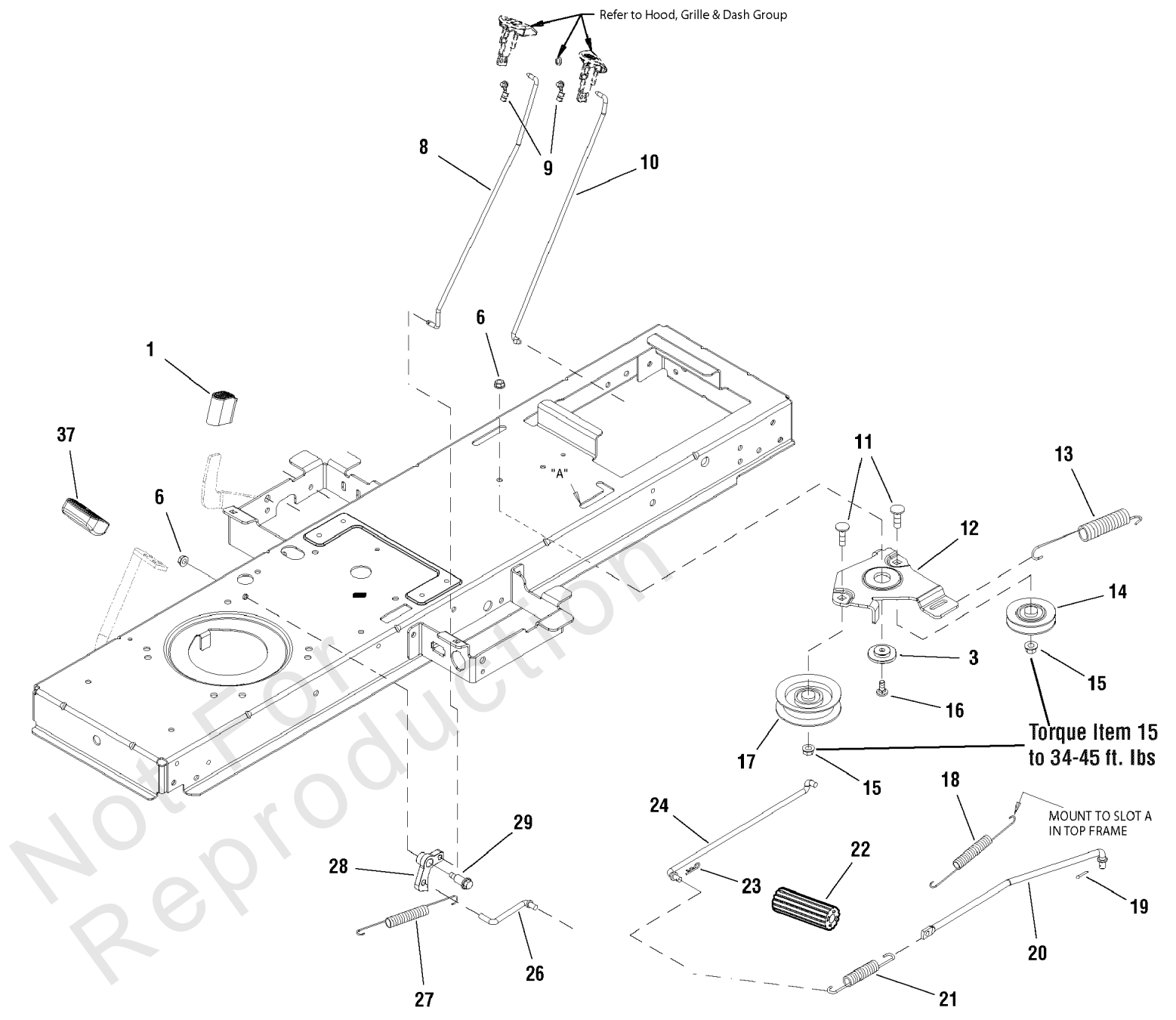
REF NO	PART NO	QTY	DESCRIPTION
0010	1738752BMYP	1	GUARD, Cover, 46" Frame Hung
0050	1738756BMYP	2	BRACKET, Mounting, Guard
0060	1738757BMYP	1	GUARD, Rear, 46" Frame Hung
0070	1738758BMYP	1	GUARD, Rear, 46" Frame Hung
0110	1736518BMYP	3	BRACKET, Belt Cover, Front
0120	1924856SM	5	CAPSCREW, Hex Washer Head, Taptite, 5/16-18 x 1/2
0130	1931277SM	3	NUT-Hex Flange Whiz Lock, 5/16-18
0140	1925205SM	1	CAPSCREW, Hex Head, 5/16-18 x 5/8, G5
0150	1675044SM	14	RIVET, 3/8 Head Dia.
0190	1930600SM	2	CAPSCREW, Hex Washer Head, Taptite, 5/16-18 x 1-1/2
0210	1759333BMYP	1	COVER, Upper, 46"FH, E-Coat
0220	1759329BMYP	1	GUARD, Belt, 46" FH, E-Coat
0230	1759330BMYP	1	COVER, Belt, Lower. 46" FH, E-Coat
0240	1759327BMYP	1	GUARD, RH Clutch, 46" FH, E-Coat
0250	1759328BMYP	1	GUARD, LH Clutch, 46" FH, E-Coat
0260	1925205SM	3	CAPSCREW, Hex Head, 5/16-18 x 5/8, G5
0270	703409	3	NUT, Serrated Lock Flange, 5/16-18
0280	7046780SM	4	PLUG, Hole, .44" OD

Not For
Reproduction

Controls Group

Note: Unless noted otherwise, use the standard torque specifications

Mfg. No: 2691262-00




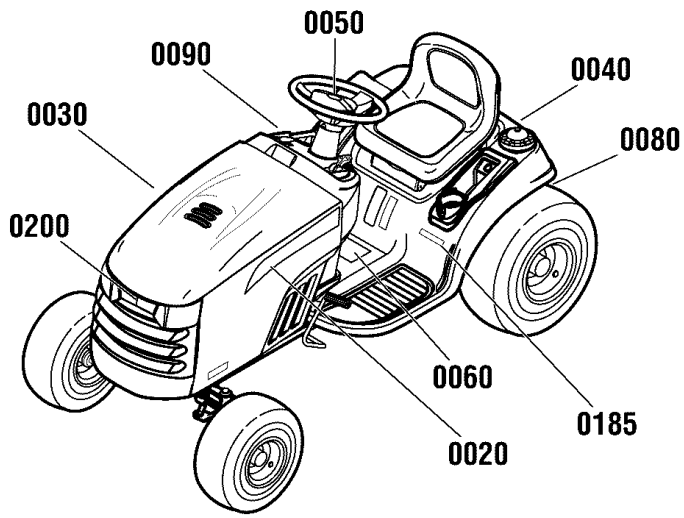
Controls Group

REF NO	PART NO	QTY	DESCRIPTION
1	1727259	1	PAD, Foot Pedal Reverse
3	1727935	1	SPACER, Pivot 0.330ID 1.76OD .37TH
6	1931277	2	NUT, Hex, Flange Whizlock, 5/16-18
8	1727898	1	ROD, Cruise Latch, 16.97LG
9	1728111	2	CLIP, Linkage, Black
10	1727267	1	ROD, Parking Brake, 16.38 LG
11	1931352	2	BOLT, Carriage, 3/8-16 x 1-1/2
12	1727894	1	BRACKET, Idler
13	1729620	1	SPRING, Extension 07.52
14	1728001	1	PULLEY, 3 OD Plastic
15	1960687	2	NUT, Hex Flange, ESNA, 3/8-16
16	1931335	1	BOLT, Carriage, Short Neck, 5/16-18 x 1
17	1728000	1	PULLEY, Idler
18	1721995	1	SPRING, Extension
19	1918447	1	PIN, Cotter 3/32 x 3/4
20	1727253	1	ROD, Brake, 15.1"
21	1731262	1	SPRING, Extension 5-3/8"
22	1727261	1	PEDAL, Brake Rubber
23	1722460	1	PIN, Quick
24	1727254	1	ROD, Brake Return, 12.60 LG
26	1727899	1	ROD, Cruise Latch, 2.83 LG
27	2159181	1	SPRING, Tension, Clutch
28	1727897	1	LATCH, Cruise
29	1728976	1	BOLT, Shoulder, 5/16-18 G5
37	1721675	1	PAD, Foot Pedal Forward

Decals Group

Note: Unless noted otherwise, use the standard torque specifications

Mfg. No: 2691262-00



0060




0300

SLT100
0320



0090



0080



0310

Simplicity

0020

Simplicity

0040

REGENT

0185

Simplicity

0030



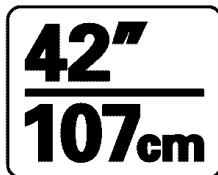
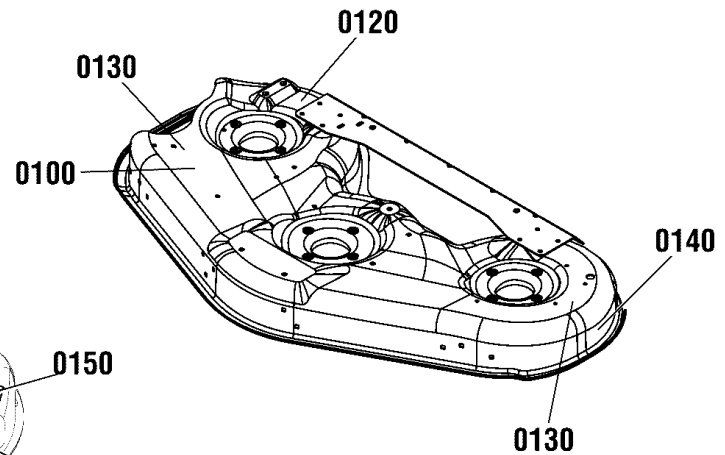
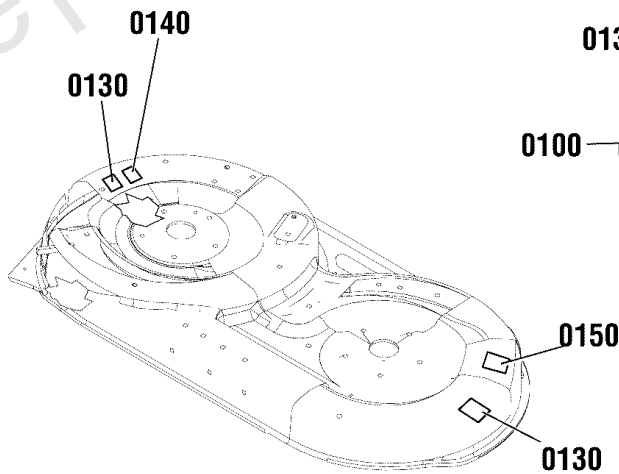
0050



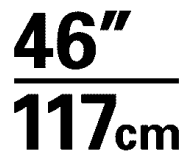
0200



0120



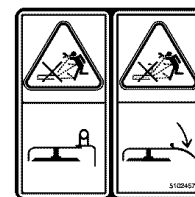
0150



0100



0130



0140

Decals Group

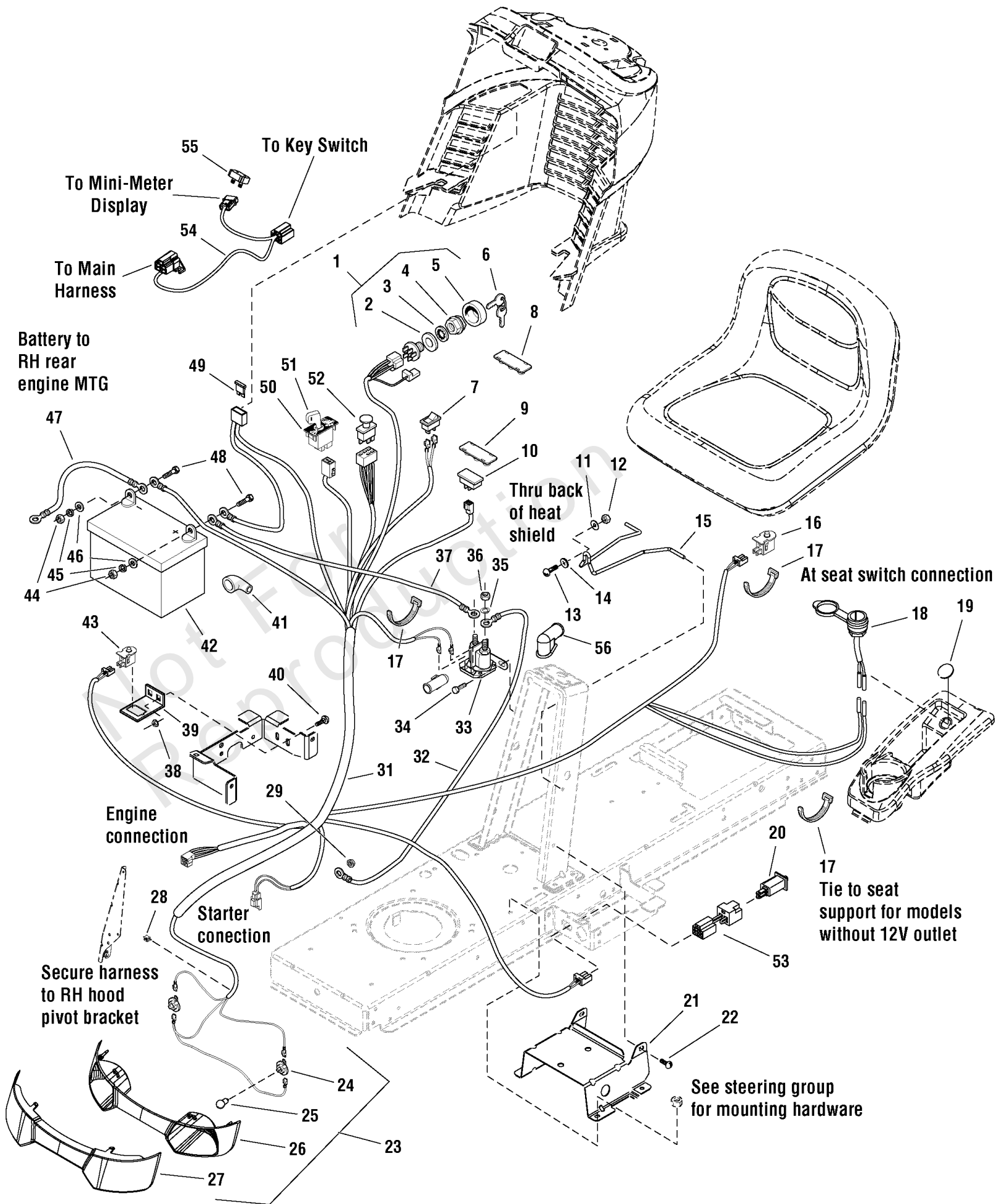
REF NO	PART NO	QTY	DESCRIPTION
0020	1755900YP	1	DECAL, Simplicity, LH
0030	1755901YP	1	DECAL, Simplicity, RH
0040	1755725YP	1	DECAL, Simplicity Icon
0050	1731418SM	1	DECAL, Simplicity Branding
0060	1750191YP	1	DECAL, Tunnel
0080	1730202SM	1	DECAL, Transmission Tow / Release Lever
0090	1722806SM	1	DECAL, Ignition Switch
0100	1755718YP	1	DECAL, 46"/117cm -46 Inch/117 cm units only
0120	1737541YP	1	DECAL, Height Of Cut
0130	5102420YP	2	DECAL, Danger, Cut Hand/Foot
0140	5102457YP	1	DECAL, Thrown Objects
0150	1755716YP	1	DECAL, Deck, 42"/107CM -42 Inch/117 cm units only
0185	1755748YP	1	DECAL, Regent
0200	1755798YP	1	BADGE, 3D Simplicity Logo
0300	706112	1	LABEL, Solely For Export - Exempt US Emissions
0310	1754246YP	1	DECAL, Powered By Briggs
0320	708711	1	DECAL, SMI, SLT100 -Export Only

Not For
Reproduction

Electrical Group

Note: Unless noted otherwise, use the standard torque specifications

Mfg. No: 2691262-00



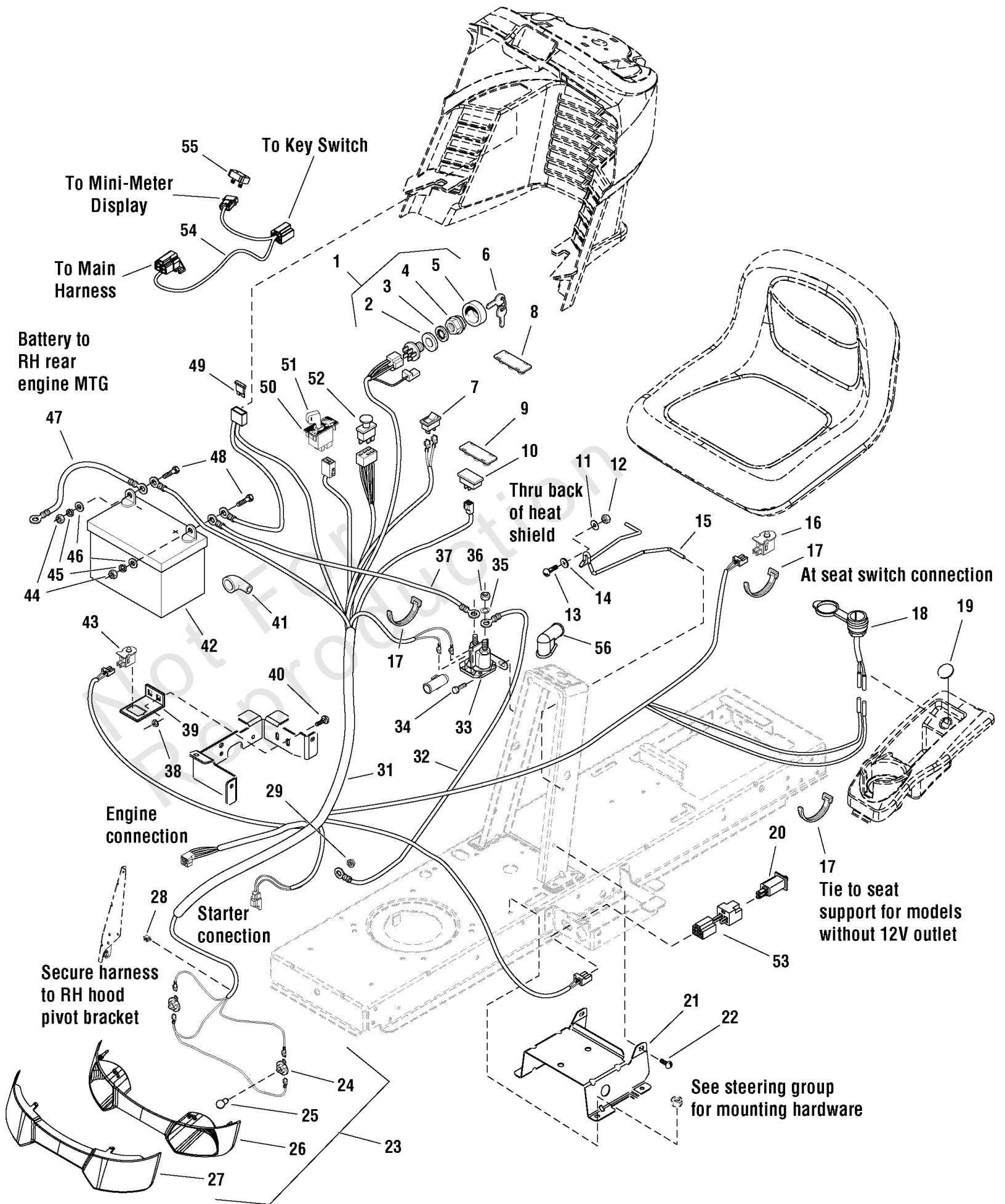
Electrical Group

REF NO	PART NO	QTY	DESCRIPTION
1	1686734	1	SWITCH ASSEMBLY, Ignition, 6-Pole -(Includes Ref. Nos. 2, 3, 4 & 5)
2	2101025	1	WASHER, 5/8
3	1960547	1	LOCKWASHER, Internal Tooth, 5/8 -(Not used on 2014 & newer models)
4	1717549	1	NUT, Hex, Flange, 5/8-32
5	1717550	1	COVER, Ignition
6	1717163	1	IGNITION KEY (Set of 2)
7	1716951	1	SWITCH, Headlights, 2 Terminal
8	1722611	1	PLUG, Hole, Square
9	1729993	1	PLUG, Hour Meter -(Kohler and B&S Single)
10	1728068	1	METER, Hour, LCD -(B&S V-Twin Only)
11	1960353	1	WASHER, Plain, 1/4 -(6 Total for Export)
12	1920397	1	NUT, Hex, ESNA, 1/4-20
13	1931318	1	BOLT, Carriage, 1/4-20 x 7/8
14	1960518	1	NUT, Push On
15	1730007	1	HOLD DOWN, Battery
16	1732005	1	SWITCH, Push Button (NC)
17	1701011	3	TIE, Self Locking 7-5/16
18	7073090	1	OUTLET, 12 Volt DC Power
19	1732007	1	PLUG, Hole Models W/O 12V Adapter
20	7022886	1	SWITCH, Push Button (NO/NC) -(18.5 Gross HP & 20 Gross HP Models)
20	1732006	1	SWITCH, Push Button (NO/NC) -(22 Gross HP Models)
22	1930601	4	CAPSCREW, Hex Washer Head, Taptite, 5/16-18 x 5/8
23	1727296	1	HEADLIGHT ASSEMBLY -(Includes Ref. Nos. 24, 25, 26 & 27)
24	1723451	2	SOCKET ASSEMBLY
25	1677371	2	BULB, 1141-12V 21CP
26	1728973	1	REFLECTOR, Headlight
27	1728974	1	LENS, Headlight
28	2834683	1	CLIP, Speed Wire -(18.5 Gross HP & 20 Gross HP Models)
28	2172434	1	CLIP, Speed Wire -(22 Gross HP Models)
29	1960294	1	NUT, Hex, Flange, 1/4-20
31	1728097	1	HARNESS, Wiring -(Use with Clutch 1731275SM)
31	1737044	1	HARNESS, Wiring -(Use With Clutch 1736105SM) (Used on models with 12 Volt Adapter)
31	1739597	1	HARNESS, Wiring -(Use With Clutch 1736105SM) (Used on models without 12 Volt Adapter)
32	1721830	1	CABLE, Solenoid to Starter
33	1728963	1	SOLENOID
34	1925003	2	SCREW, Taptite, 1/4-20 x 1/2
35	2820426	2	LOCKWASHER, External Tooth, 5/16
36	2820263	2	NUT, Hex, 5/16-24 NF
37	1716549	1	CABLE, #6 x 10 Long, with 2 Ring Terminals, Battery to Solenoid
38	1931277	2	NUT, Hex, Flange Whizlock, 5/16-18
39	1728026	1	SUPPORT, RMO Switch
40	1931333	2	BOLT, Carriage, 5/16-18 x 3/4

Electrical Group

Note: Unless noted otherwise, use the standard torque specifications

Mfg. No: 2691262-00



Electrical Group

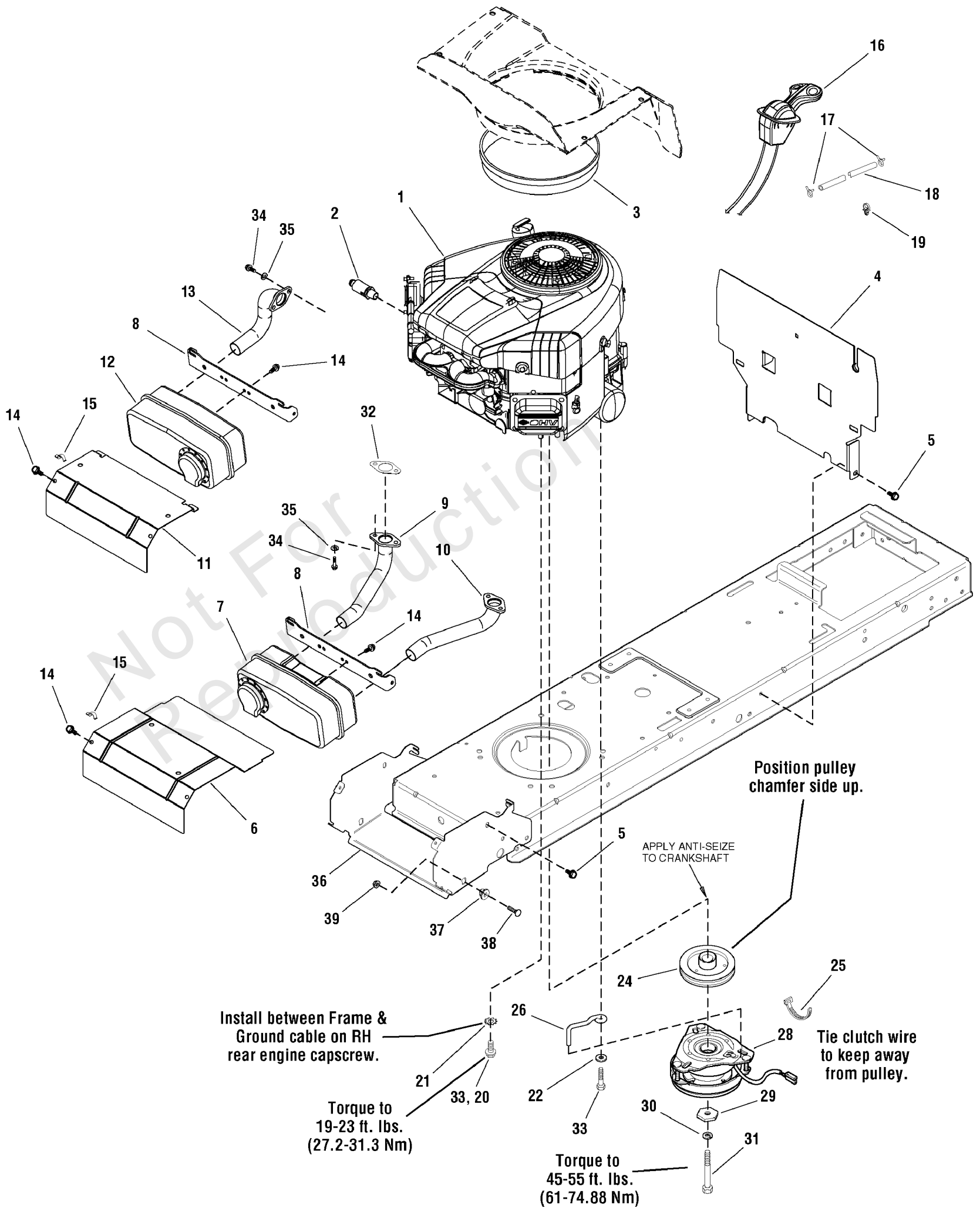
REF NO	PART NO	QTY	DESCRIPTION
41	1677296	1	BOOT, Insulator
42	1685215	1	BATTERY, 12 Volt, 230 CCA
43	1732004	1	SWITCH, Push Button, NO, Black
44	2816622	2	NUT, Hex, Full, 1/4-20
45	2816964	2	LOCKWASHER, 1/4
46	2821319	2	WASHER, 1/4 I.D.
47	1713163	1	CABLE, Battery to Ground
48	2823341	2	CAPSCREW, Hex Head, 1/4-20 x 3/4
49	1731957	1	FUSE, Wiring Harness
50	1726556	1	SWITCH, RMO Module Only
51	1726557	2	KEY, RMO Module, Plastic
52	1722887	1	SWITCH, PTO, Push/Pull Symbols
53	1734025	1	WIRING ASSEMBLY, All Conditions Shutdown -(CE/Export)
54	1759898YP	1	HARNESS, Mini Meter Adapter -(SLT250 Models only)
55	1758654YP	1	DISPLAY, Mini Meter -(SLT250 Models only)
56	1713535SM	1	BOOT, Insulator Cable Terminal, 1-15/16 Long, Red

Not For
Reproduction

Engine Group - 18.5, 20 & 22 Gross HP Briggs & Stratton

Note: Unless noted otherwise, use the standard torque specifications

Mfg. No: 2691262-00



Engine Group - 18.5, 20 & 22 Gross HP Briggs & Stratton

REF NO	PART NO	QTY	DESCRIPTION
1	40N877-0014-B1	1	* ENGINE, 22 Gross HP B&S, Twin Intek, Choke-A-Matic
1	31Q777-0113-B1	1	* ENGINE, 18.5 Gross HP Briggs & Stratton ELS Single -(Engine Model: 31Q777-0113-B1)
1	31P777-0147-B1	1	* ENGINE, 18.5 Gross HP Briggs & Stratton, Single Intek -(Engine Model: 31P777-0147-B1)
1	331777-0119-B1	1	* ENGINE, 20 Gross HP Briggs & Stratton, Single Intek -(Engine Model: 331777-0119-B1)
1	407777-0153-B1	1	* ENGINE, 22 Gross HP Briggs & Stratton Twin Intek -(Engine Model: 407777-0153-B1)
1	407777-5127-B1	1	* ENGINE, 22 Gross HP Briggs & Stratton Twin Intek -(Engine Model: 407777-5127-B1)
1	407777-3127-B1	1	* ENGINE, 22 Gross HP Briggs & Stratton Twin Intek -(Engine Model: 407777-3127-B1)
1	40R877-0014-B1	1	* ENGINE, 22 Gross HP Briggs & Stratton Twin Intek -(Engine Model: 40R877-0014-B1)
2	1717473	1	VALVE, Shut Off Oil Drain
3	1731970	1	EDGING, Rubber, Short
3	1731971	1	EDGING, Rubber, Long -(Single)
4	1728058A	1	HEAT SHIELD, Engine, Single
5	1930601	4	CAPSCREW, Hex Flange Washer Head, Taptite, 5/16-18 x 5/8
6	1727997A	1	SHIELD, Heat B&S Twin 20GA -(Twin)
7	1727994	1	MUFFLER, B&S Twin Regent 2006 -(Twin)
8	1727976A	1	SUPPORT, Heat Shield, Muffler
9	1727979	1	PIPE, Exhaust With Flange, RH, 1-1/4OD -(Twin)
10	1727980	1	PIPE, Exhaust With Flange, LH, 1-1/4OD -(Twin)
11	1727996A	1	SHIELD, Heat Single Cycle 20GA -(Single)
12	1727993	1	MUFFLER, B&S Single -(Single)
13	1728959	1	PIPE, Exhaust, W/ Flange, 1-1/8OD, Single -(Single)
14	1925003	4	SCREW-HEX WSHR HD TAPTT 1/4-20X0.500 BLK
15	2834683	1	CLIP, Wire, 1/8 Dia.
16	1731410	1	CONTROL, Throttle Double 20.5, 23.5 B&S Single -(Single)
16	1736868	1	CONTROL ASSEMBLY, Throttle, Choke-A-Matic -(Twin)
17	2860112	2	CLAMP, Hose Type E
18	1732001	1	HOSE, Fuel, Low Perm, 1/4ID x 1/2OD x 55.5 Lg
18	706024	1	HOSE, Fuel, Low Perm, 1/4ID x 1/2OD x 49.5 Lg -Use on engine model number 331777-0119-B1
19	1730268	2	CLIP, Hose, Plastic Push In, 1/2 Dia.
20	2827187	3	CAPSCREW, Hex Washer Head, Taptite, 3/8-16 x 1 -(Single)
21	2820427	1	WASHER, Locking, External Teeth, 3/8
24	1732576	1	PULLEY & HUB ASSEMBLY, Engine
22	1924940	1	Flatwasher, 3/8
25	1701011	1	TIE, Self Locking, 7-5/16 Long
26	1732875	1	Rod - Clutch retainer long (BLK)

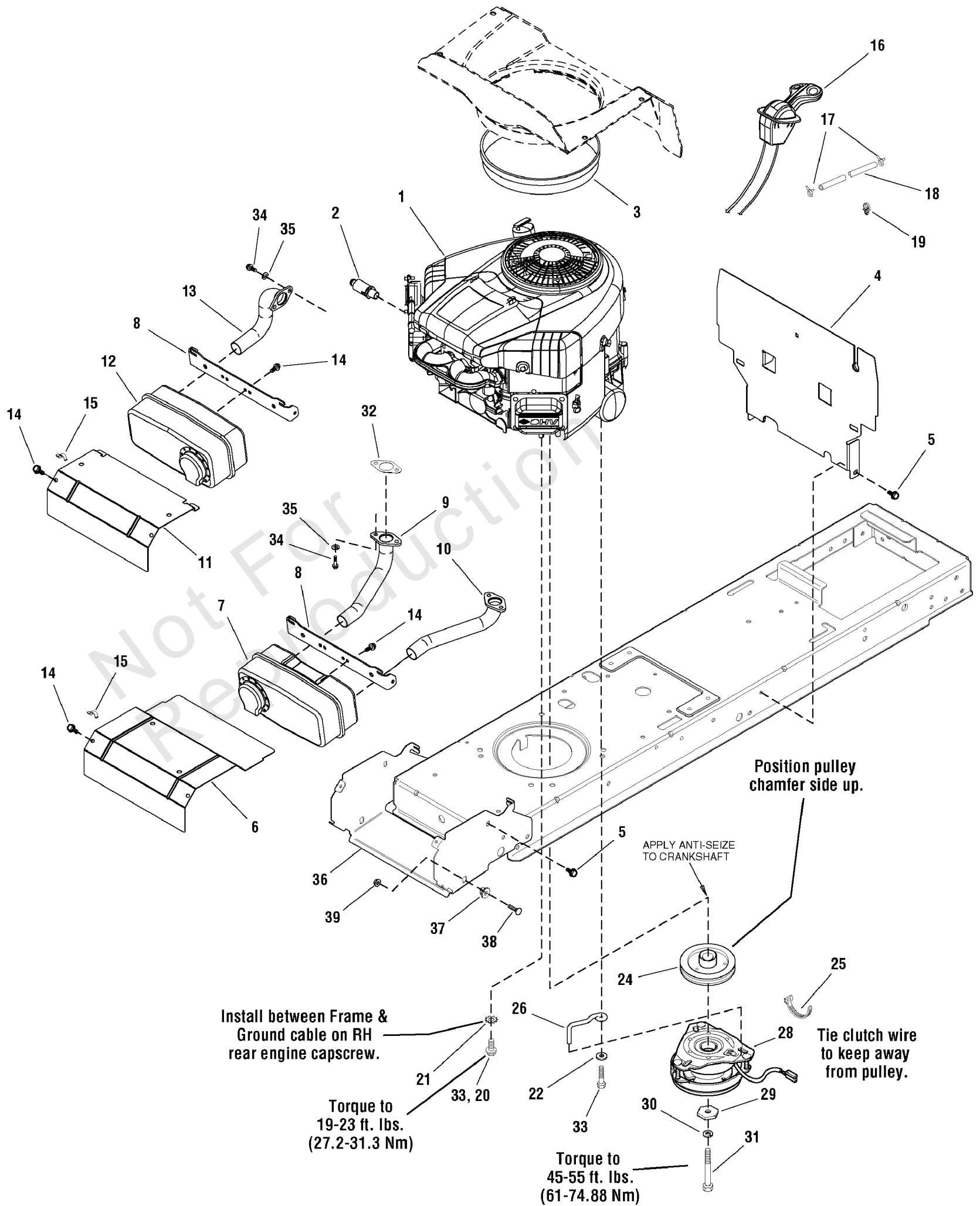
Footnotes:

Note:* To verify your specific engine model, please reference the ID Tag located on your engine. See your local Briggs & Stratton distributor for parts and service.

Engine Group - 18.5, 20 & 22 Gross HP Briggs & Stratton

Note: Unless noted otherwise, use the standard torque specifications

Mfg. No: 2691262-00



Engine Group - 18.5, 20 & 22 Gross HP Briggs & Stratton

REF NO	PART NO	QTY	DESCRIPTION
28	1731275	1	CLUTCH ASSEMBLY, Mid-Range OGURA -(Used on Model Year 2008 and Prior)
28	1736105	1	CLUTCH, Electric, Mid Ogura -(Used on Model Year 2009 and Later)
29	1708264	1	WASHER, Hex, .453 I.D. x 1-1/2"
30	1918199	1	Lockwasher, 7/16
31	1960649	1	CAPSCREW, Hex Head, 7/16-20 x 3-1/2, 20HP
32	1731214	1	GASKET, Exhaust B&S Reg (No Chre) 273485
33	2828635	4	CAPSCREW, Hex Washer Head, Taptite, 3/8-16 x 1-1/4
34	1936228	2	CAPSCREW, Hex Socket Head, 5/16-18 x 3/4, G8
35	1917356	2	Lockwasher, 5/16
36	1727982A	1	SUPPORT, Muffler & Hood Pivot
37	1728086	2	PIVOT, Hood
38	1931355	2	BOLT, Carriage, 3/8-16 x 2-1/4
39	1931277	2	NUT, Hex Flange Whiz Lock, 5/16-18 all Black
--	1687296	1	SERVICE KIT, Electric Clutch -(Includes Ref. Nos. 22, 24, 25, 26, 28, 29, 30, 31 & 33)

Not For
Reproduction

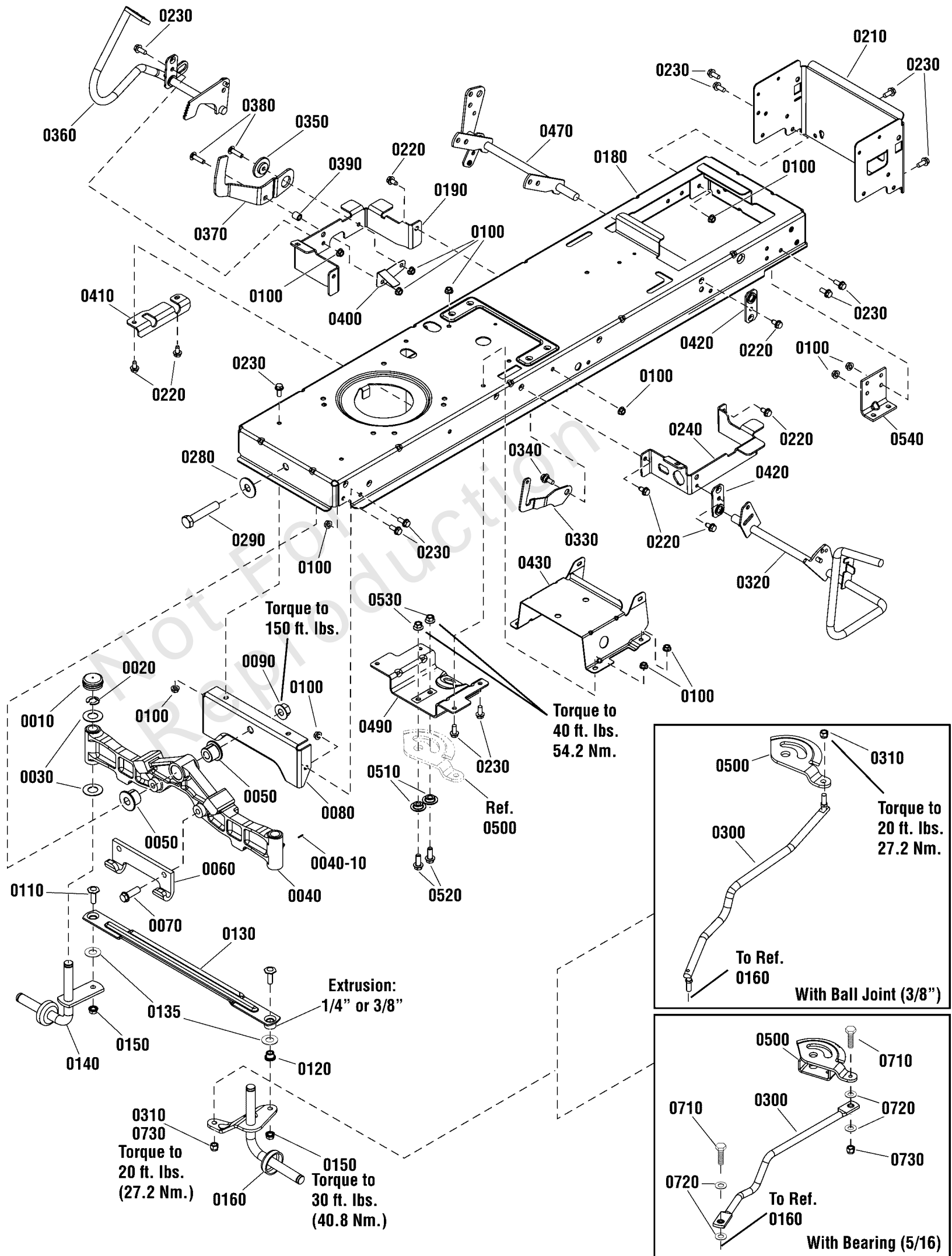
Footnotes:

Note:* To verify your specific engine model, please reference the ID Tag located on your engine. See your local Briggs & Stratton distributor for parts and service.

Frame & Front Axle Group

Note: Unless noted otherwise, use the standard torque specifications

Mfg. No: 2691262-00



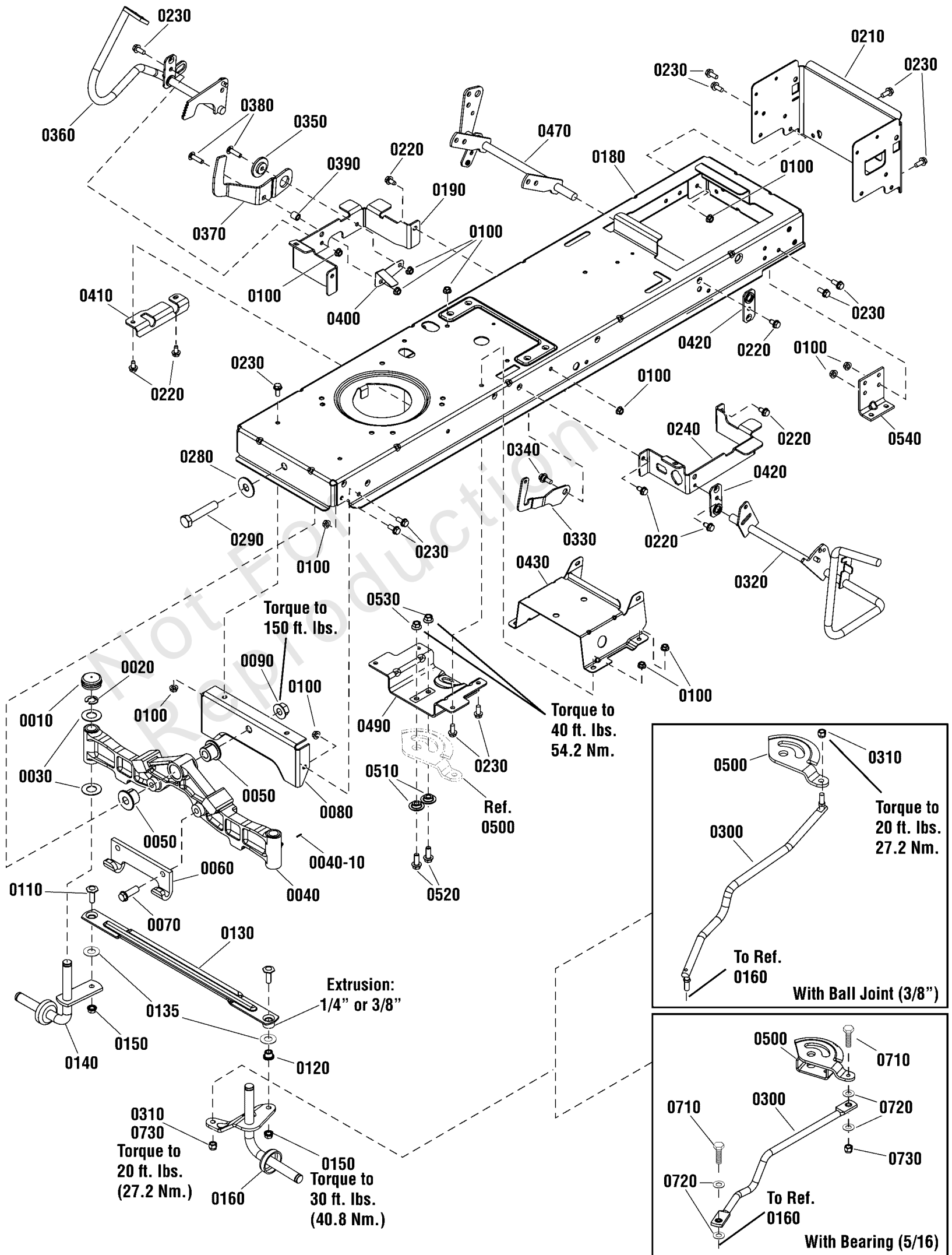
Frame & Front Axle Group

REF NO	PART NO	QTY	DESCRIPTION
0010	1734135	2	CAP, Hub
0020	1611710	2	RING, Klipring Extension
0030	1960160	4	WASHER, 3/4
0040	1728018	1	AXLE, Front Iron Casting Machined
0040-10	1704314	3	FITTING, Zerk
0050	1730186	2	BUSHING, Axle Pivot
0060	1721918A	1	HOOK, "J"
0070	1960652	2	CAPSCREW, Hex Whizlock Flange, 7/16-14 x 1-1/2
0080	1727902A	1	PLATE, Axle Support
0090	2860646	1	NUT, Hex Flange Two-Way Lock, 5/8-11
0100	1931277	26	NUT, Hex, Flange Whizlock, 5/16-18
0110	1960032	2	CAPSCREW, Hex Head, 3/8-16 x 1-1/4, .141 Thread G5
0120	1731912	2	BUSHING, Powdered Metal
0130	1728080A	1	TIE ROD, 3/8" extrusion
0130	1751964YP	1	TIE ROD, 1/4" extrusion -(Use with Item 0135)
0135	1960703SM	2	WASHER, 5/8 -(Use with Tie Rod 1751964YP)
0140	1727872A	1	SPINDLE & CUP ASSEMBLY, RH
0150	1930645	2	NUT, Hex, Flange, Locking, 3/8-16
0160	1751922YP	1	WHEEL SPINDLE ASSEMBLY, LH -(Use on Drag Link w/Bearing, 5/16")
0160	1727873A	1	WHEEL SPINDLE ASSEMBLY, LH -(Use on Drag Link w/Ball Joint, 3/8")
0180	-----	1	*FRAME -Note* (Not a serviceable part)
0190	1727904A	1	SUPPORT, Front Footrest R.H.
0210	1731309A	1	SUPPORT, Rear Frame
0220	1930601	9	SCREW, Taptite, 5/16-18 x 5/8
0230	1930591	14	CAPSCREW, Hex Head, Flange Whiz Lock, 5/16-18 x 3/4
0240	1727905A	1	SUPPORT, Front Footrest L.H.
0280	1960035	1	WASHER, Flat, 5/8
0290	2860744	1	CAPSCREW, Hex Head, 5/8-11 x 3-1/4 G5
0300	1727868	1	LINK, Drag, with Ball Joint, 3/8
0300	1738051	1	LINK, Drag, with Bearing, 5/16
0310	1960747	2	NUT, Hex Nylock, 3/8-24
0320	1727252A	1	PEDAL ASSEMBLY, Brake
0330	1735595	1	LATCH, Brake Lock
0340	1729576	1	BOLT, Shoulder, 5/16-18 x 1-1/8
0350	1727935	1	SPACER, Pivot
0360	1727250A	1	PEDAL ASSEMBLY, Forward
0360	1736714A	1	PEDAL ASSEMBLY, Forward -(42" & 46" Models Only)
0370	1727246	1	PEDAL, Reverse
0380	1960223	2	BOLT, Carriage, 5/16-18 x 1-1/4
0390	1728024	2	SPACER, Foot Pedal
0400	1728025	1	ACTUATOR, RMO Switch
0410	1727909	1	BRACKET, Pedal Pivot
0420	1727911	2	PLATE, Bearing
0430	1727282	1	SUPPORT, Battery
0470	1727951A	1	LIFT SHAFT ASSEMBLY
0490	1727940	1	BRACKET, Sector Support
0500	1728027	1	GEAR, Steering, 5/16

Frame & Front Axle Group

Note: Unless noted otherwise, use the standard torque specifications

Mfg. No: 2691262-00



Frame & Front Axle Group

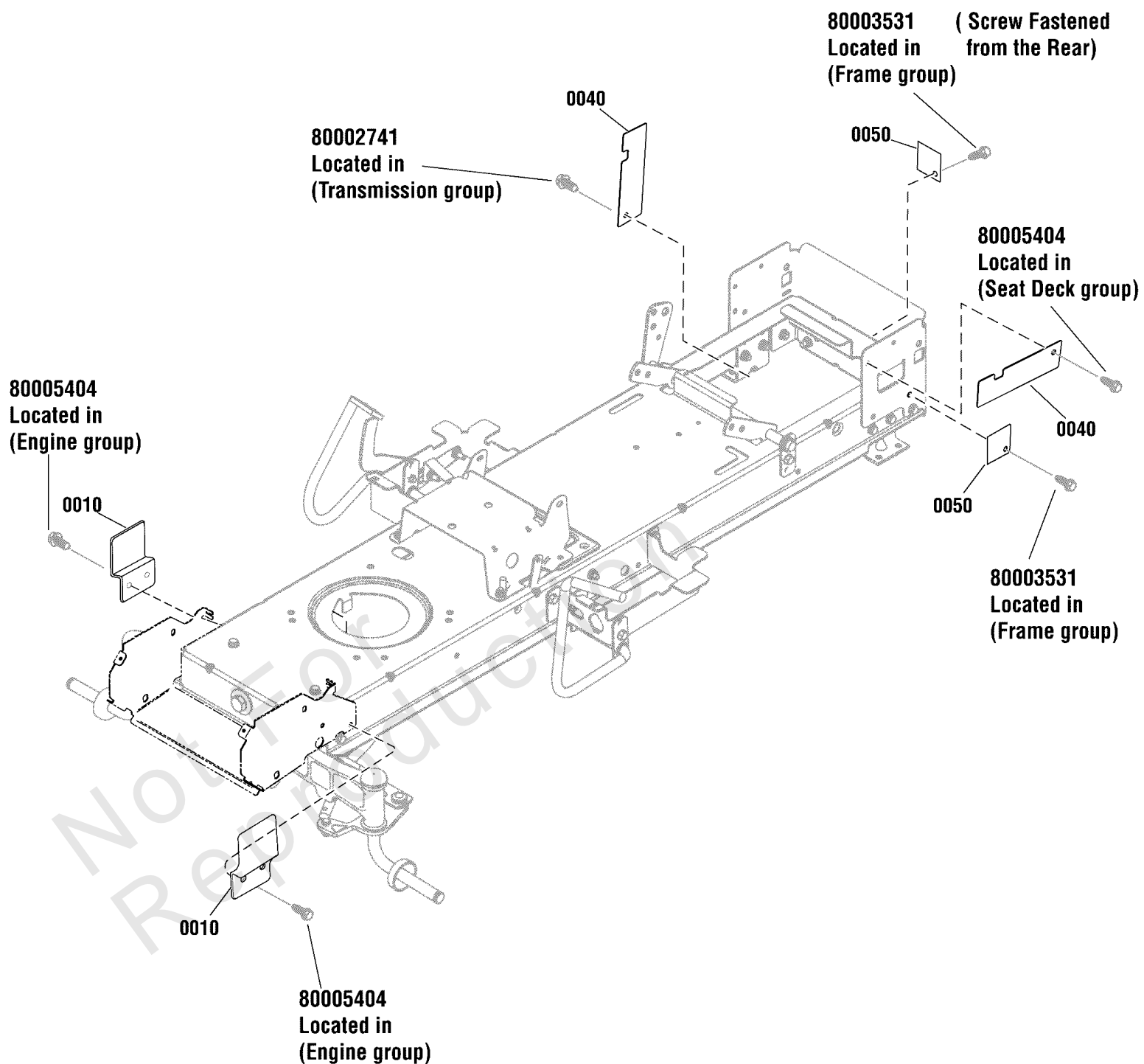
REF NO	PART NO	QTY	DESCRIPTION
0500	1751110	1	GEAR, Steering, 3/8
0510	1728122	2	SPACER, Sector Gear
0520	1934654	2	SCREW, Hex Flange, Whiz Lock, 3/8-16 x 1
0530	1931211	2	NUT, Hex Flange, Whiz Lock, 3/8-16
0540	1727903	2	SUPPORT, Transmission
0710	1921977	2	CAPSCREW, Hex Head, 5/16-18 x 1-1/4, G5 -(Use on Drag Link w/Bearing, 5/16")
0720	1924874	4	WASHER, 5/16 -(Use on Drag Link w/Bearing, 5/16")
0730	1935048	2	NUT, Hex Flange, Two Way Lock, 5/16-18 -(Use on Drag Link w/Bearing, 5/16")

Not For
Reproduction

Frame Guard Group

Note: Unless noted otherwise, use the standard torque specifications

Mfg. No: 2691262-00



Frame Guard Group

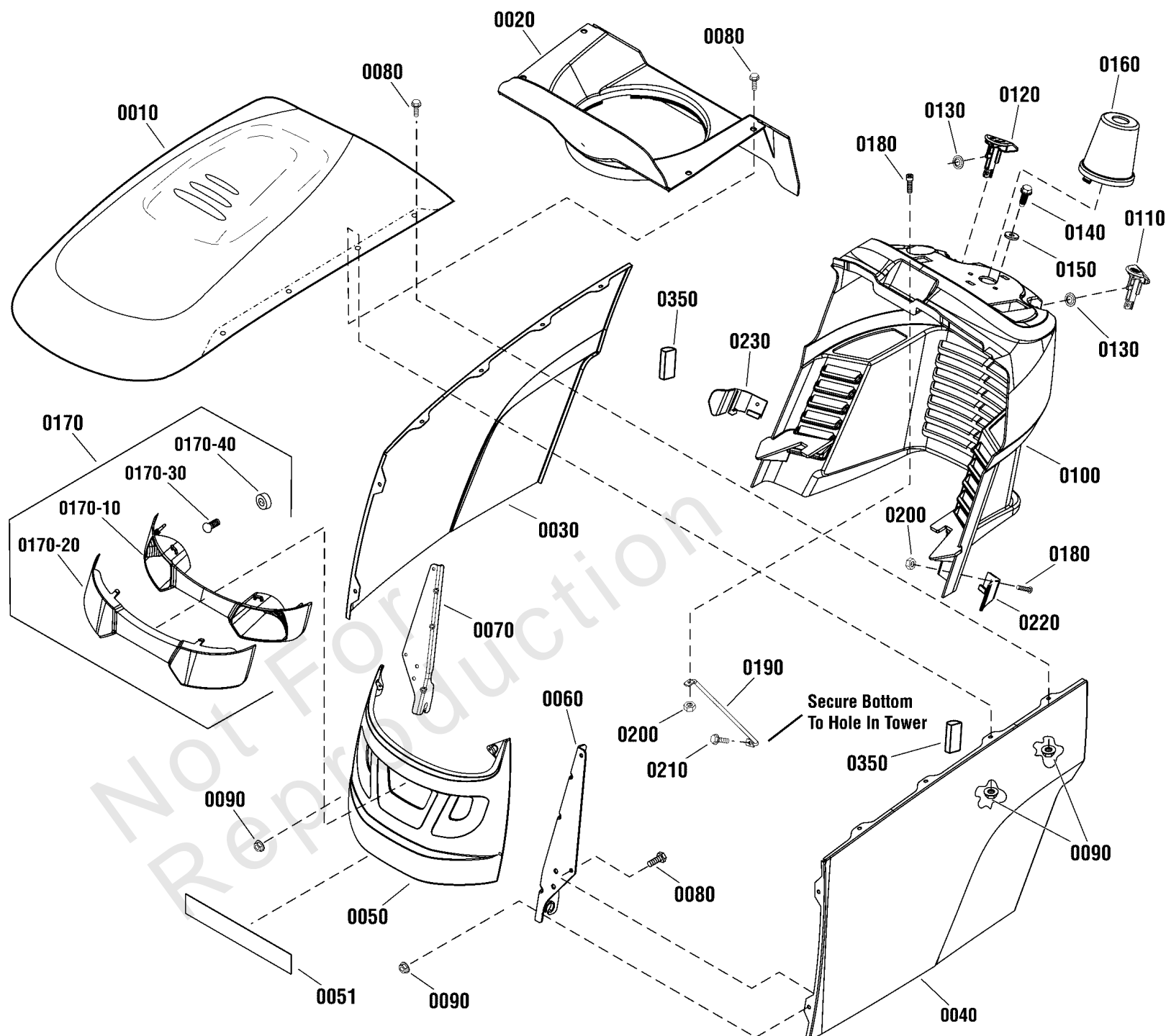
REF NO	PART NO	QTY	DESCRIPTION
0010	1738798BMYP	2	GUARD, Front, 46" Frame Hung
0040	1752160BMYP	2	GUARD, Pulley, Rear
0050	1737850BMYP	2	GUARD, Rear

Not For
Reproduction

Hood, Grille & Dash Group

Note: Unless noted otherwise, use the standard torque specifications

Mfg. No: 2691262-00



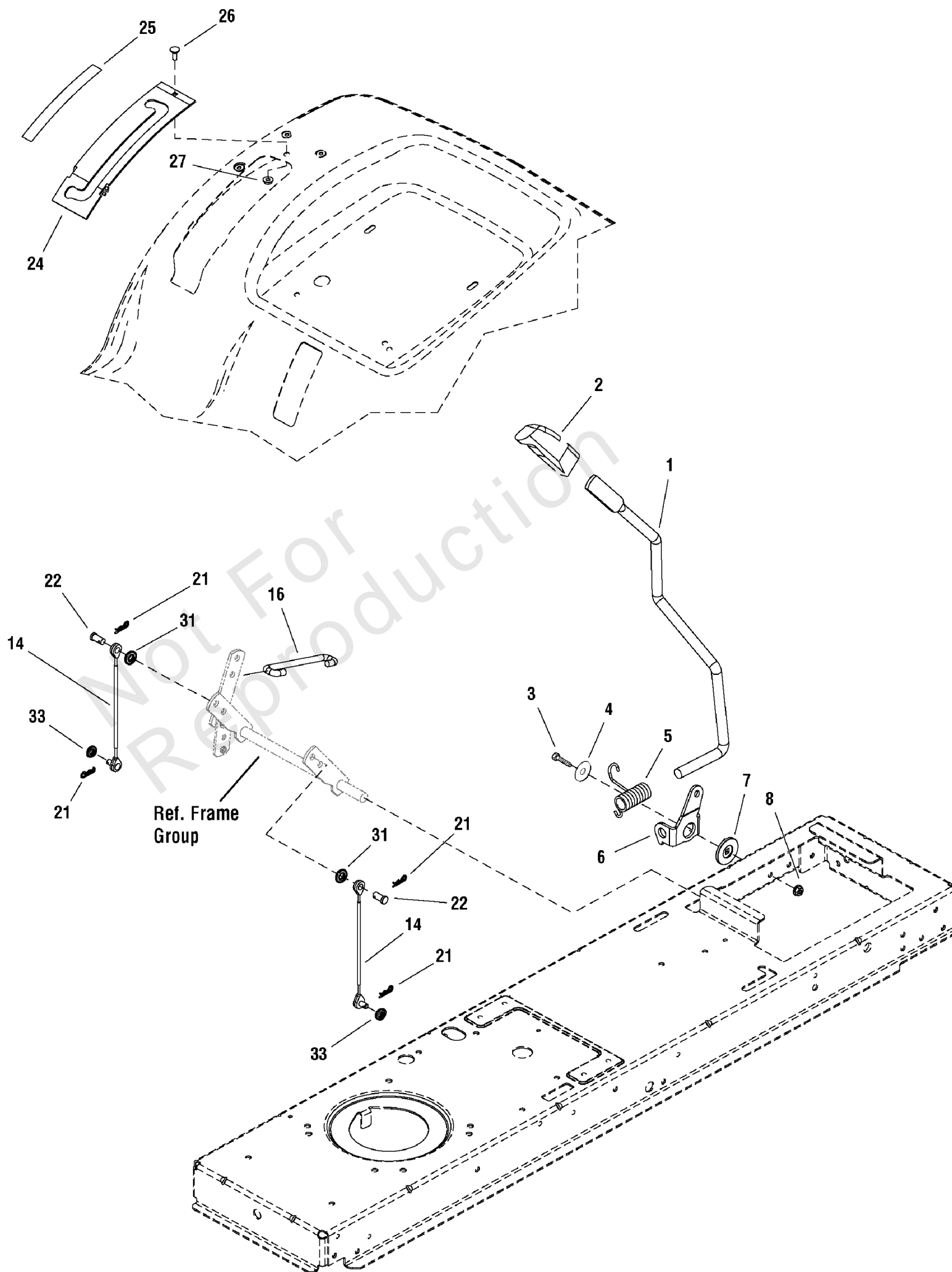
Hood, Grille & Dash Group

REF NO	PART NO	QTY	DESCRIPTION
0010	1722110CSM	1	HOOD, with Louver
0020	7102326YP	1	DUCT, Air Inlet
0030	1728029CSM	1	PANEL, Hood, R.H.
0030	1755497CYP	1	PANEL, Hood, R.H.
0040	1728030CSM	1	PANEL, Hood, L.H.
0040	1755498CYP	1	PANEL, Hood, L.H.
0050	1727297CSM	1	GRILLE
0051	1758731YP	1	INSULATION
0060	1727279BMYP	1	HINGE, Hood, L.H.
0070	1727280ASM	1	HINGE, Hood, R.H.
0080	1960295SM	12	CAPSCREW, Whizlock, 1/4-20 x 5/8
0090	703161	12	NUT, Hex Flange Whiz, 1/4-20
0100	1727293SM	1	DASHBOARD
0110	1728089SM	1	KNOB, Brake Lock
0120	1728090SM	1	KNOB, Cruise Lock Green
0130	1960518SM	2	NUT, Push Pal
0140	703228	2	SCREW, Washer Head Taptite, 5/16-18 X 3/4
0150	703298	2	WASHER, 5/16
0160	1727999SM	1	COVER, Steering Shaft
0170	1727296SM	1	HEADLIGHT ASSEMBLY -(Includes Ref. Nos. 0170-10, 0170-20, 0170-30 & 0170-40)
0170-10	1728973SM	1	REFLECTOR, Headlight
0170-20	1728974SM	1	LENS, Headlight
0170-30	1677371SM	2	BULB, 1141-12V 21CP
0170-40	1723451SM	2	SOCKET ASSEMBLY
0180	1960392SM	3	SCREW, Pan Head Phillips, #10-24 x 1
0190	1723123SM	1	ROD, Dash Support
0200	703412	3	NUT, Nylock, #10-24
0210	1925003	1	SCREW, Self-Tap
0220	1732030SM	1	GUIDE, Hood, L.H.
0230	1732031SM	1	GUIDE, Hood, R.H.
0350	1754094YP	2	POSITIONER, Hood

Lift Group - Roller Bar, Manual

Note: Unless noted otherwise, use the standard torque specifications

Mfg. No: 2691262-00



Lift Group - Roller Bar, Manual

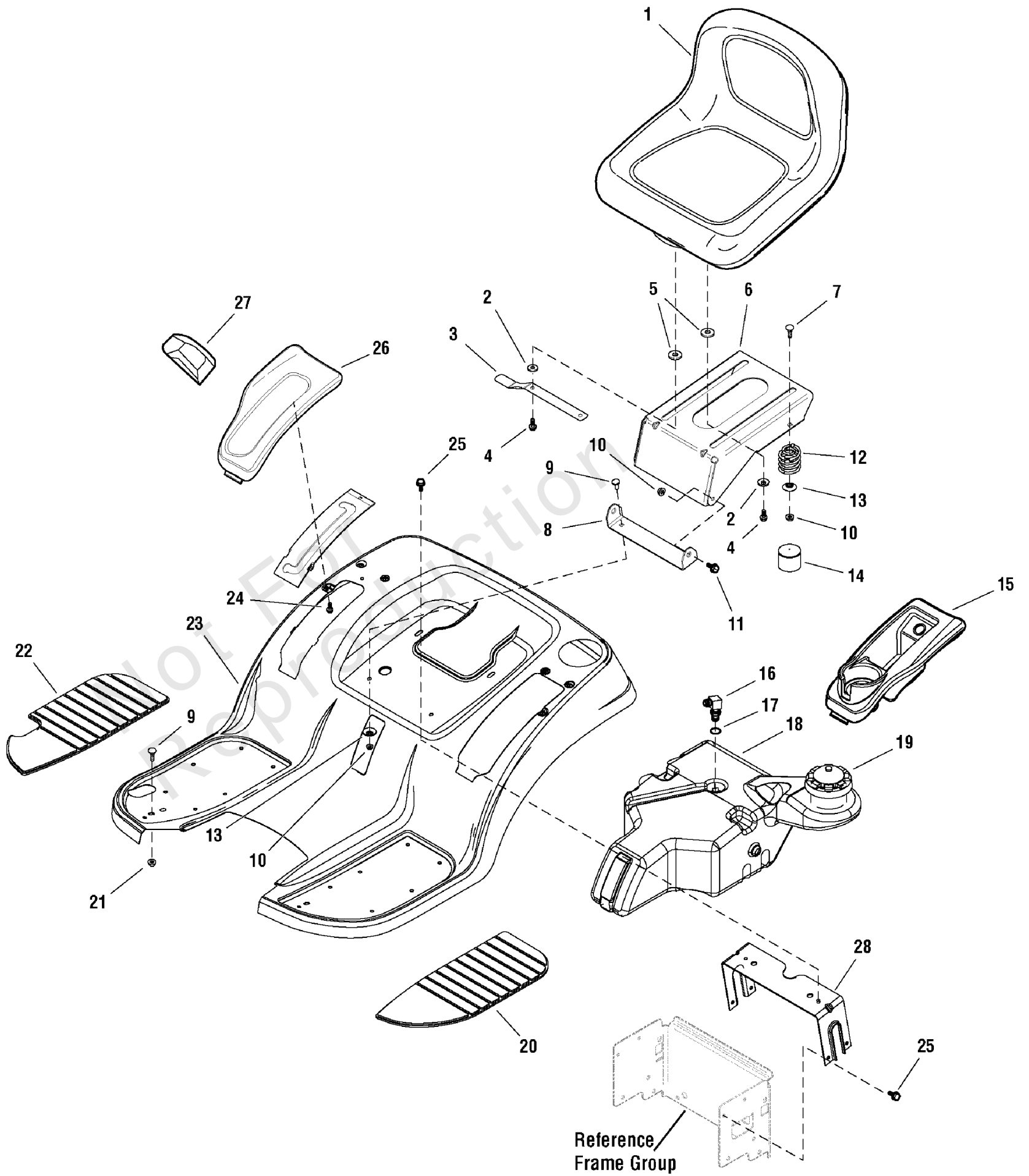
REF NO	PART NO	QTY	DESCRIPTION
1	1728070	1	ROD, Lift Handle
2	1722302	1	GRIP
3	1921333	1	CAPSCREW, Hex Head 5/16-18 x 1 G5
4	1960044	1	WASHER, 5/16
5	1729652	1	SPRING, Torsion
6	1728990A	1	CLEVIS, Lift
7	1727935	1	SPACER, Pivot Powdered Metal
8	1931277	1	NUT, Hex Flange 5/16-18, Whiz Lock Small
14	1733125	2	CABLE, Lift w/Pin
14	1733126	2	CABLE, Lift w/Pin -(Used on 46" & 52" Decks only)
16	1727954	1	ROD, Lift
21	1960074	2/4	CLIP, Hair Pin
22	1732049	12	PIN, Clevis
24	1729583	1	QUADRANT, Lift
25	1730263	1	DECAL, Mower Transport Lift
26	1960252	1	CARRIAGE BOLT, 1/4-20 x 5/8 G5
27	1930641	1	NUT, Hex Flange 1/4-20 Whiz Lock Large
31	1924940	1/2	WASHER, 3/8
33	1919326	1/2	WASHER, 5/16

Not For
Reproduction

Seat Deck & Fuel Tank Group

Note: Unless noted otherwise, use the standard torque specifications

Mfg. No: 2691262-00



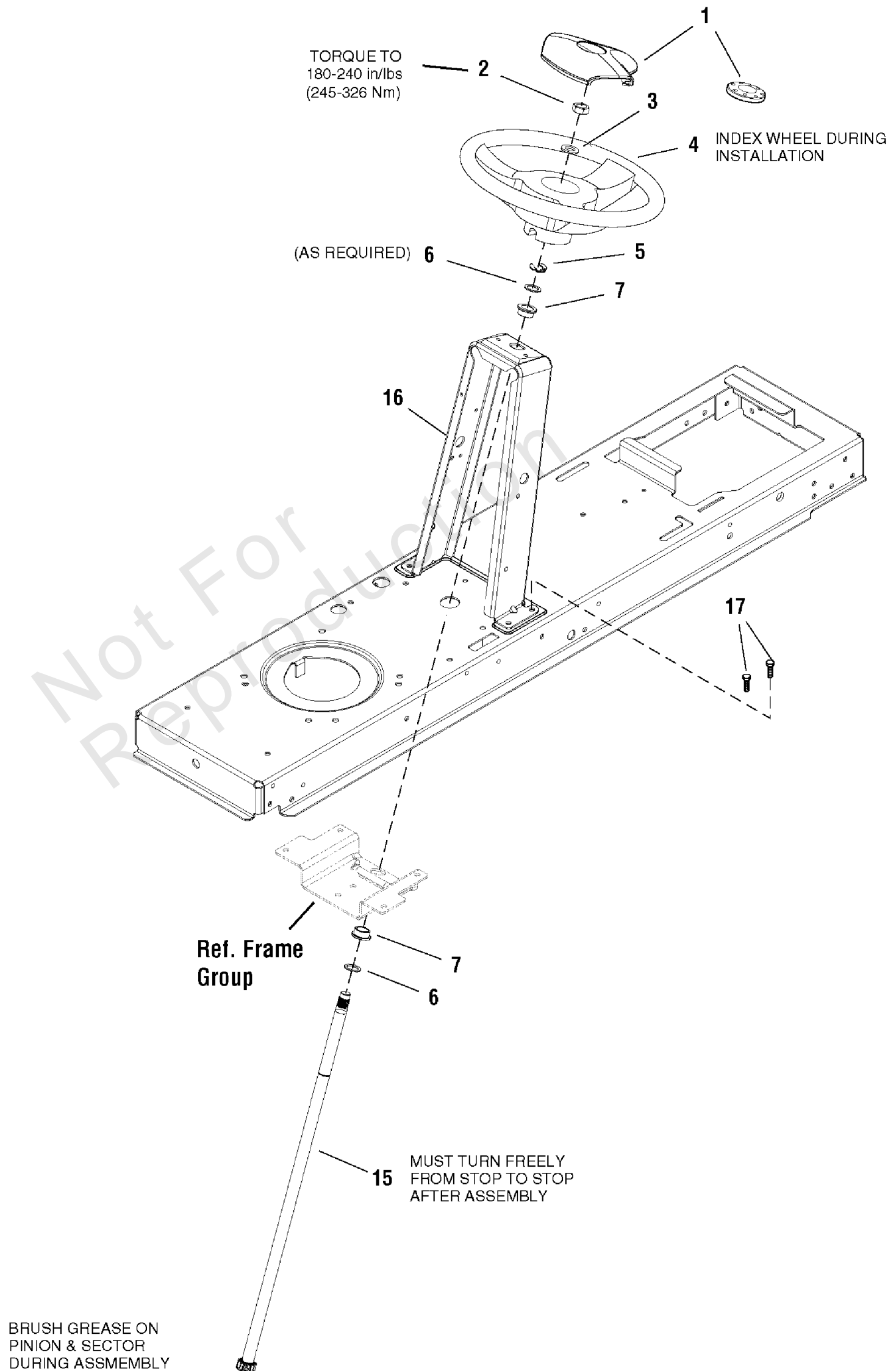
Seat Deck & Fuel Tank Group

REF NO	PART NO	QTY	DESCRIPTION
1	1730159	1	SEAT, Hi Back, Steel Pan
1	1730158	1	SEAT, Low Back, Steel Pan
2	1919381	4	WASHER, Plain, 5/16
3	1727268	1	LATCH, Seat
4	1960667	4	CAPSCREW, Hex Head Flange Dog Point, 5/16-18 x 1
5	1731300	4	SPACER, 0.32 ID x 1-1/2 OD
6	1727265	1	SUPPORT, Seat
7	1960282	2	BOLT, Carriage, 5/16-18 x 3/4
8	1727266	1	PIVOT, Seat 10GA
9	1931333	4	BOLT, Carriage, 5/16-18 x 3/4
10	1960686	4	NUT, Hex Flange, ESNA, 5/16-18
11	1729576	2	BOLT, Shoulder, 5/16-18 G5
12	1704728	2	SPRING, Compression
13	1709256	4	WASHER, Spring Black
14	1704724	2	COVER, Spring
15	1729001	1	POD, LH Cup Holder
16	1674231	1	ELBOW FITTING
17	1654930	1	BUSHING
18	1727305	1	TANK, Fuel
19	5101651	1	CAP, Gas
20	1728006	1	PAD, Footrest L.H.
21	1931277	4	NUT, Hex, Flange Whizlock, 5/16-18
22	1728007	1	PAD, Footrest R.H.
23	1727264D	1	DECK, Seat w/Footrests -(Red)
23	1727264C	1	DECK, Seat w/Footrests -(Orange)
24	1960536	6	CAPSCREW, Hex, Washer Head, Plastite, 1/4-20 x 1/2
25	1930601	6	CAPSCREW, Taptite, 5/16-18 x 5/8
26	1729000	1	POD, RH Lift Quadrant
27	1722302	1	GRIP, Lift
28	1731310A	1	SUPPORT, Seat Deck

Steering Group

Note: Unless noted otherwise, use the standard torque specifications

Mfg. No: 2691262-00



Steering Group

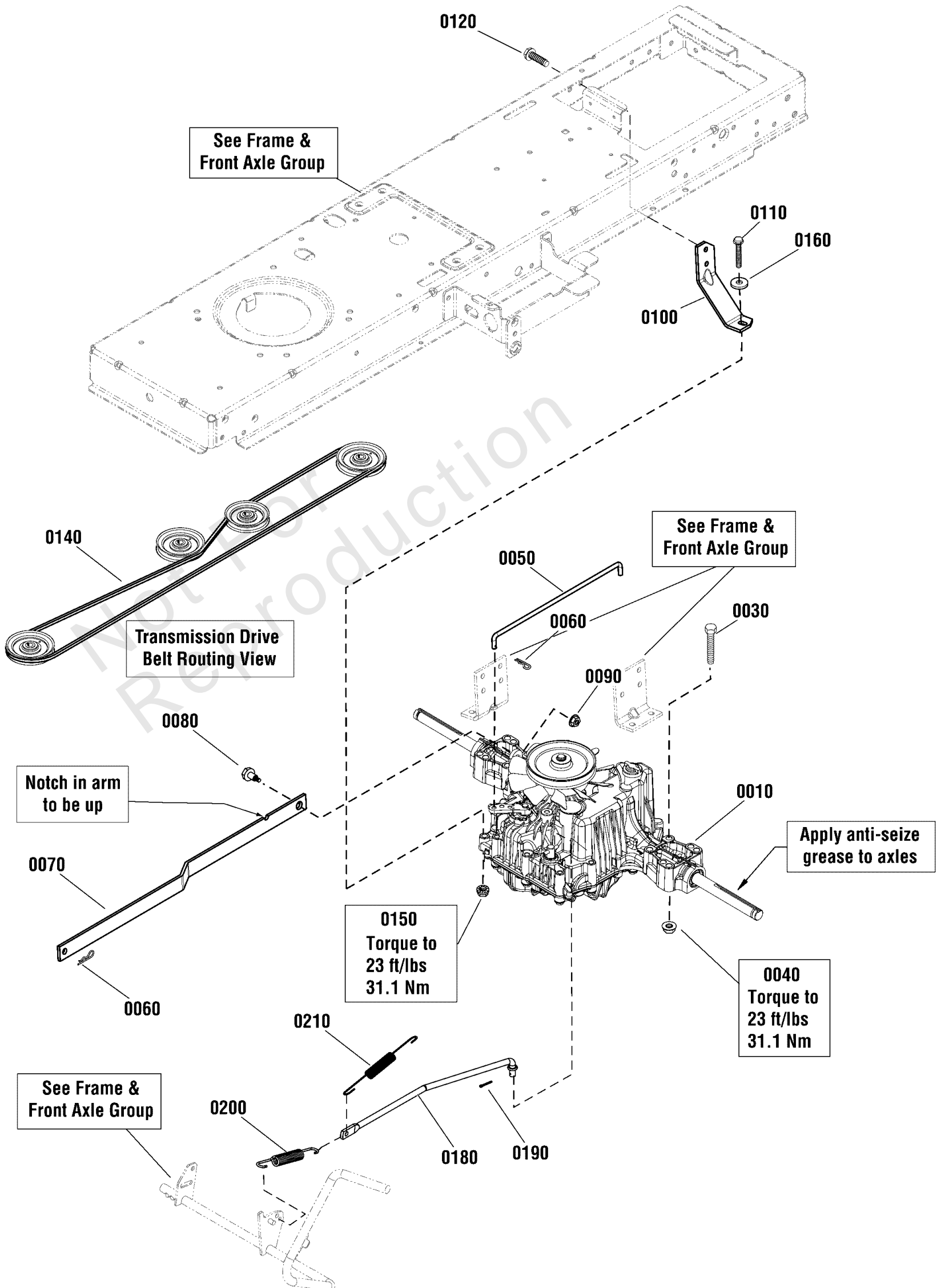
REF NO	PART NO	QTY	DESCRIPTION
1	1722319	1	CAP, Steering Wheel, Simplicity -(Decal Not Included)
1	1725024	1	CAP, Steering Wheel, Plain
2	1960576	1	NUT, Hex Lock, ESNA Light, 5/8-18, Thin
3	1924366	1	WASHER, 5/8 x 1-1/8
4	1728069	1	STEERING WHEEL, w/Aluminum Insert
5	1611710	1	RING, Klipring Extension
6	1960114	2	WASHER, 3/4 x 1
7	1729665	2	BUSHING, Steering
15	1727813	1	SHAFT, Steering Gear & Spline Yellow
16	1727260A	1	TOWER
17	1930601	4	SCREW, Hex Washer Head, Taptite

Not For
Reproduction

Transmission Group - Tuff Torq

Note: Unless noted otherwise, use the standard torque specifications

Mfg. No: 2691262-00



Transmission Group - Tuff Torq

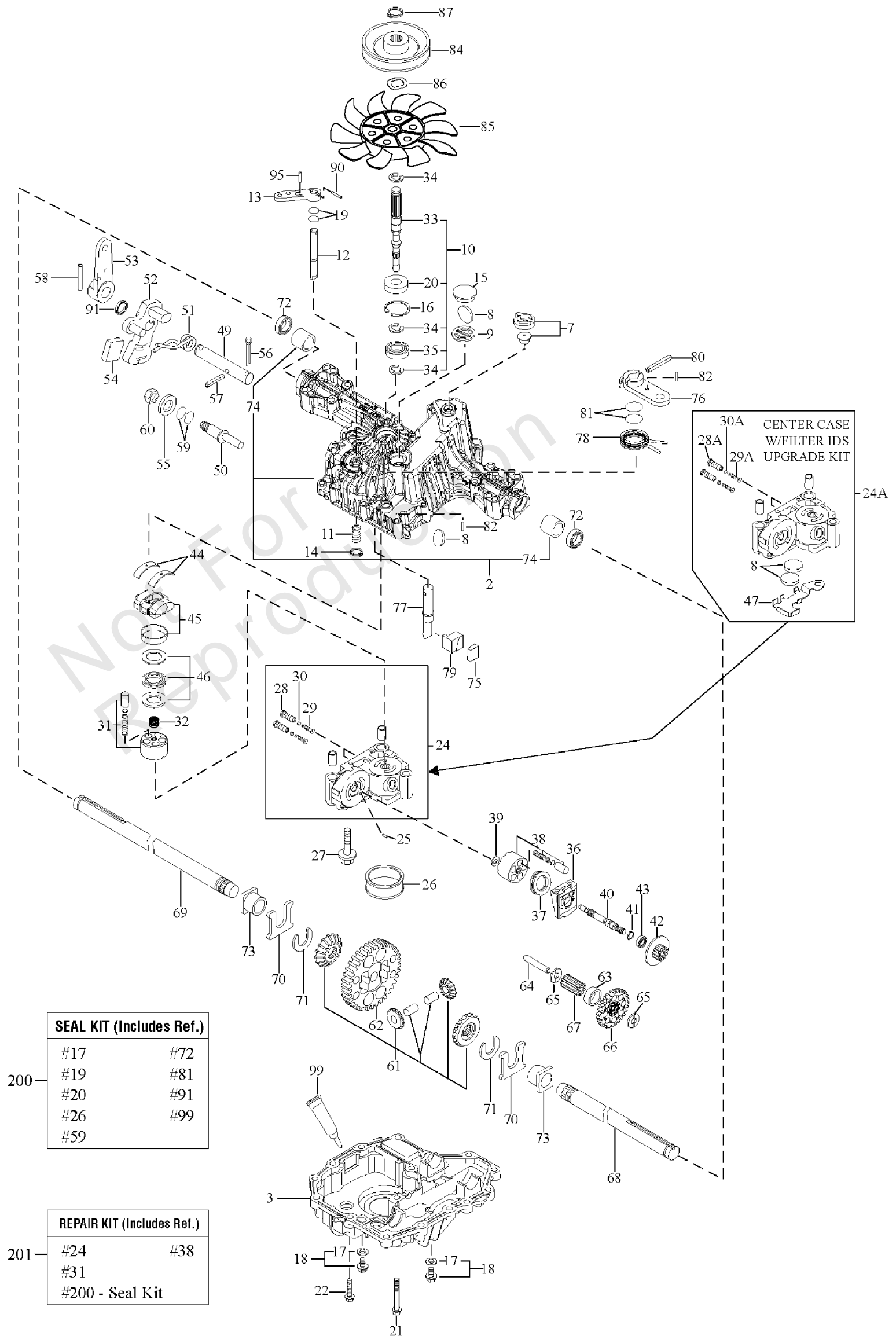
REF NO	PART NO	QTY	DESCRIPTION
0010	1729588SM	1	TRANSMISSION, Tuff Torq K46BP
0010	1729589SM	1	TRANSMISSION, Tuff Torq K46BL -(Used with 22" Tire Models)
0030	1960586SM	4	SCREW, Hex Head Flange Lock, 5/16-18 x 2-1/2
0040	1931277SM	4	NUT, Hex Flange, Whiz Lock, 5/16-18
0050	1728120SM	1	ROD, Bypass, 1/4 x 11 7/16
0060	1722460SM	2	PIN, Quick
0070	1727258SM	1	ARM, Control
0080	1732426SM	1	BOLT, Shoulder, 5/16-18
0090	1960686SM	1	NUT, Hex Flange, 5/16-18 ESNA
0100	1754842BMYP	1	STRAP, Torque 7 GA
0110	1922127SM	1	SCREW, Hex Head Cap, 5/16-18 x 1 3/4
0120	1664847SM	1	CAPSCREW, Hex Head, Taptite, 5/16-18 x 3/4
0140	1728008SM	1	V-BELT, Drive Belt, Aramid/Kevlar
0150	1960686SM	1	NUT, Hex Flange, 5/16-18 ESNA
0160	1919381SM	1	WASHER, Plain, 5/16
0180	1727253SM	1	ROD, 3/8-15.1 LG
0190	1918447SM	1	PIN, Cotter
0200	1731262SM	1	SPRING, Extension, 11/16 x 3-3/8
0210	1721995SM	1	SPRING, Extension, 5/8 x 6-5/8

Not For
Reproduction

Transmission SERVICE PARTS - Tuff Torq K46BL (1729589)

Note: Unless noted otherwise, use the standard torque specifications

Mfg. No: 2691262-00



SEAL KIT (Includes Ref.)	
#17	#72
#19	#81
#20	#91
#26	#99
#59	

200

REPAIR KIT (Includes Ref.)	
#24	#38
#31	
#200	- Seal Kit

201

Transmission SERVICE PARTS - Tuff Torq K46BL (1729589)

REF NO	PART NO	QTY	DESCRIPTION
1	1729589	1	* TRANSMISSION, Tuff Torq K46BL
2	-----	1	KIT, Upper Case
3	-----	1	LOWER CASE
7	1718052	1	VENT VALVE 15
8	1724279	2	MAGNET
9	-----	1	* MAGNET HOLDER
10	-----	1	* KIT, Pump Shaft/Bearing
11	-----	1	* SPRING 25
12	1724281	1	BYPASS SHAFT A
13	1720418	1	LEVER, Bypass
14	1718061	1	RING, Snap, 10
15	1724282	1	SEALING CAP 30
16	1708650	1	RING, Snap, C 35
17	1724323	2	SEAL WASHER 8
18	-----	1	* KIT, Drain Bolt
19	1708691	2	O-RING, 1A P10A
20	1708651	14	SEAL TC 153507
21	-----	1	* SCREW, Tapping, 8 * 55
22	1707789	1	SCREW, Tapping, 8 * 30
24	-----	1	* CENTER CASE K W/ 1.2 FILTER IDS KIT
25	1718070	3	PIN, 3 * 9.8
26	-----	2	* FILTER 105
27	1720805	2	BOLT, 10 * 75
28	-----	2	* IDS VALVE 1.2
29	-----	1	* IDS SPRING
30	-----	1	* IDS FILTER 300
31	-----	1	*KIT, Cylinder Block (Pump)
32	-----	3	* SPRING
33	1739892	1	PUMP SHAFT
34	1718076	1	E-RING 15
35	1708673	1	BEARING, 6202C3
36	1718077	1	MOTOR HOUSING
37	-----	1	* THRUST BEARING 51106
38	1718079	1	KIT, Cylinder Block
39	1718084	1	WASHER, 12 * 24 * 1
40	1724943	1	MOTOR SHAFT
41	1708672	1	RING, Snap, S15
42	1724944	1	BRAKE DISC/MOTOR GEAR (10T)
43	-----	1	* BEARING, 6202 RSR C3
44	1718089	1	THRUST METAL
45	-----	1	* SWASH PLATE CMP
46	1718086	1	THRUST BEARING K81105
49	-----	1	* CONTROL SHAFT
50	-----	1	* FULCRUM
51	-----	1	* SPRING, Torsion
52	-----	1	* CONTROL ARM A
53	1724347	1	CONTROL LEVER C
54	-----	1	* JERKY PLATE

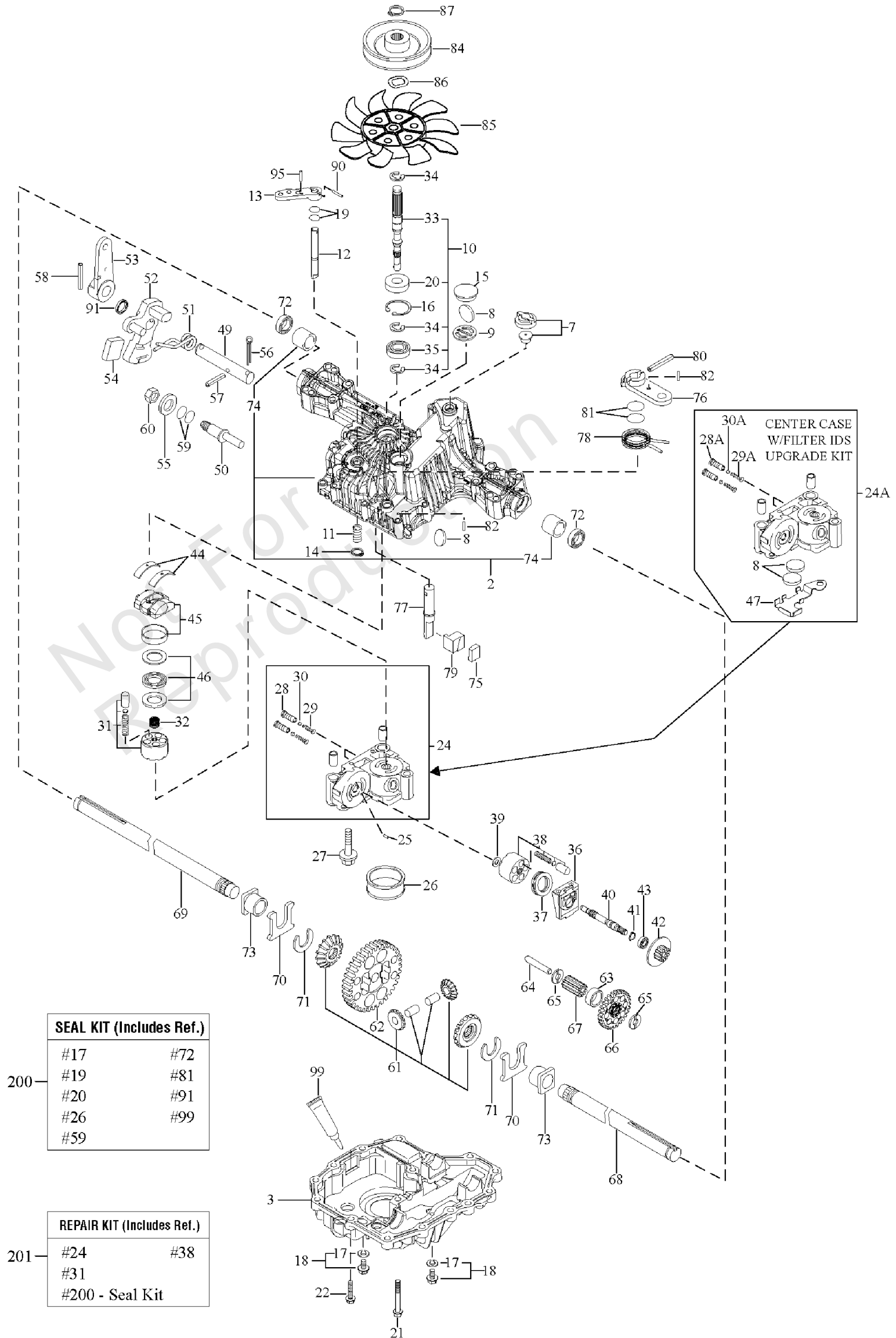
Footnotes:

Note:* See your local authorized dealership for parts and warranty or contact Tuff Torq at www.tufftorqservices.com (U.S. 1-866-572-3441 Int'l 01-423-585-1977)

Transmission SERVICE PARTS - Tuff Torq K46BL (1729589)

Note: Unless noted otherwise, use the standard torque specifications

Mfg. No: 2691262-00



SEAL KIT (Includes Ref.)	
#17	#72
#19	#81
#20	#91
#26	#99
#59	

REPAIR KIT (Includes Ref.)	
#24	#38
#31	
#200 - Seal Kit	

Transmission SERVICE PARTS - Tuff Torq K46BL (1729589)

REF NO	PART NO	QTY	DESCRIPTION
55	1708689	1	WASHER, 12
56	1724349	1	COTTER PIN, 1/8 * 3/4
57	1724296	1	SPRING PIN 6 * 36
58	1718100	1	ROLL PIN 6 * 40
59	1707879	1	O-RING 1A P14
60	1708692	1	NUT 12
61	-----	1	* KIT, Diff Gear
62	-----	2	* FINAL GEAR (54T)
63	-----	1	* FINAL PINION COLLAR
64	-----	1	* REDUCTION SHAFT
65	1724948	1	WASHER, 12 * 32 * 3.2
66	1724949	1	REDUCTION GEAR (38T)
67	-----	2	* FINAL PINION GEAR (10T)
68	1724303	2	AXLE SHAFT, Left
69	1724304	2	AXLE SHAFT, Right
70	1718112	2	THRUST WASHER
71	1718113	1	RING 17
72	1718111	1	SEAL 19 * 32 * 8 -(For this part only contact B&S Tech support)
73	1718110	1	BUSHING, 19 * 25
74	-----	1	* BUSHING, 19.05
75	1724305	1	BRAKE SHOE
76	1724306	1	BRAKE LEVER
77	-----	1	* BRAKE SHAFT
78	-----	1	* SPRING, Brake Return
79	1724309	1	BRAKE ACTUATOR
80	1724310	1	SPRING PIN 5 * 32
81	1708690	1	O-RING 1A P12
82	1724311	1	SPRING PIN 4 * 16
84	1732918	1	PULLEY D
85	1724314	1	FAN, White
86	1724315	1	WASHER, Wave
87	1724316	1	RING, Snap
90	-----	1	* SPRING PIN 3.0A * 20
91	1724318	1	OIL SEAL 16 * 22 * .03
95	-----	1	* SPRING PIN 3.0A * 16
200	1727541	1	* K46 & T40 SEAL KIT (ALL MODELS)
201	-----	1	* REPAIR KIT K46

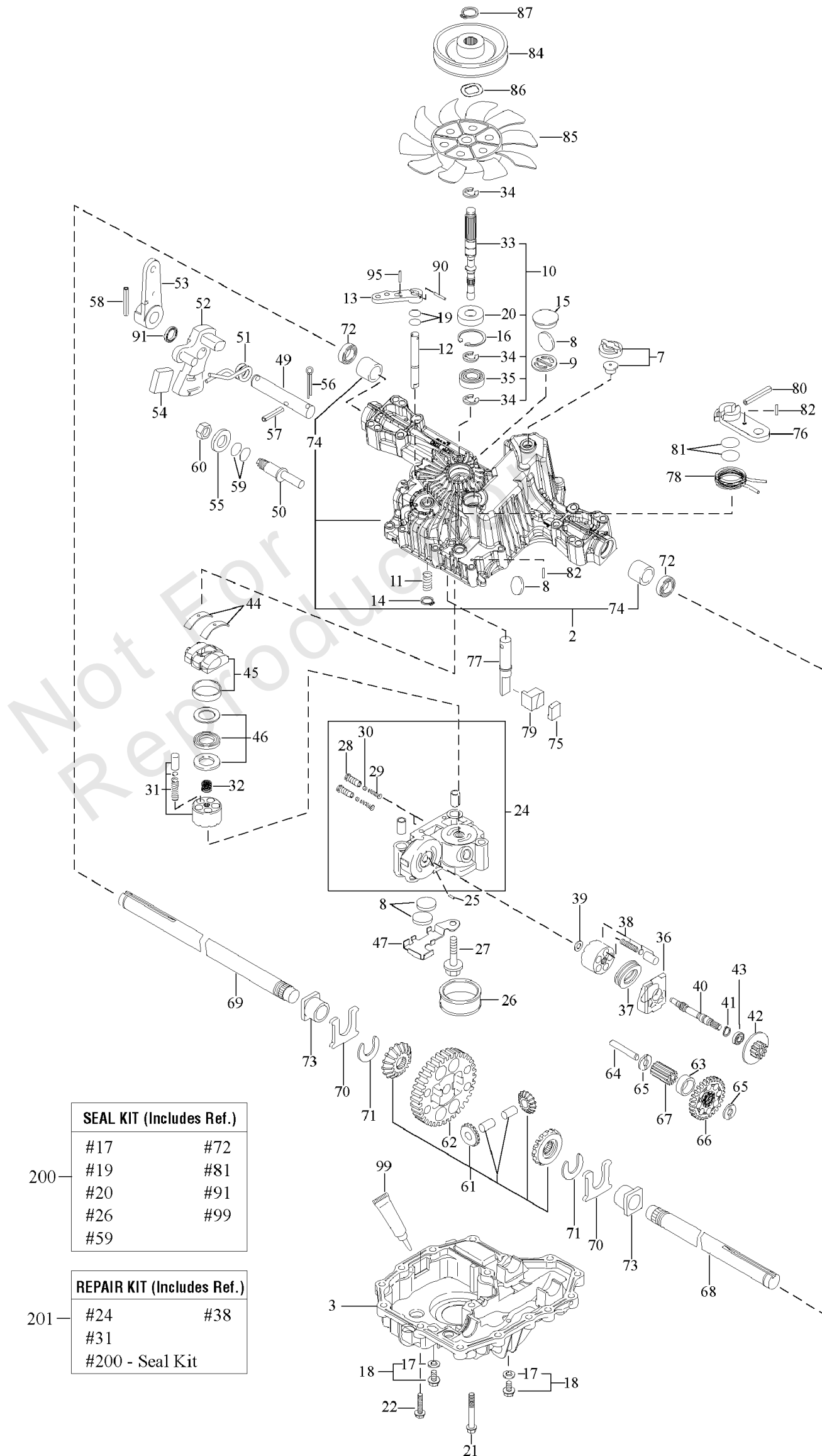
Footnotes:

Note:* See your local authorized dealership for parts and warranty or contact Tuff Torq at www.tufftorqservices.com (U.S. 1-866-572-3441 Int'l 01-423-585-1977)

Transmission SERVICE PARTS - Tuff Torq K46BP (1729588)

Note: Unless noted otherwise, use the standard torque specifications

Mfg. No: 2691262-00



SEAL KIT (Includes Ref.)	
#17	#72
#19	#81
#20	#91
#26	#99
#59	

200

REPAIR KIT (Includes Ref.)	
#24	#38
#31	
#200 - Seal Kit	

201

Transmission SERVICE PARTS - Tuff Torq K46BP (1729588)

REF NO	PART NO	QTY	DESCRIPTION
1	1729588SM		TRANSMISSION ASSEMBLY, Tuff Torque, K46BP
2	-----		*KIT, Upper Case
3	-----		*LOWER CASE
7	1718052SM		VENT VALVE 15
8	1724279SM		MAGNET
9	-----		*MAGNET HOLDER
10	-----		*PUMP SHAFT/BEARING KIT
11	-----		SPRING 25
12	1724281SM		BYPASS SHAFT A
13	1720418SM		LEVER, Bypass
14	1718061SM		RING, Snap, 10
15	1724282SM		SEALING CAP, 30
16	1708650SM		RING, Snap, C 35
17	1724323YP		SEAL WASHER, 8
18	-----		KIT, Drain Bolt
21	-----		SCREW, Tapping, 8 * 55
22	1707789SM		SCREW, Tapping, 8 * 30
24	-----		CENTER CASE E W/BALL IDS SERVICE KIT
25	1718070SM		PIN, 3 * 9.8
26	-----		FILTER 105
27	1720805SM		BOLT, 10 * 75
28	-----		IDS VALVE 1.0
29	1724287SM		IDS SPRING
30	-----		BALL, 3/16
31	-----		KIT, Cylinder Block (Pump)
32	1724290SM		SPRING
33	1739892YP		PUMP SHAFT
34	1718076SM		E-RING, 15
35	1708673SM		BEARING, 6202C3
36	1718077SM		MOTOR HOUSING
37	-----		THRUST BEARING 51106
38	1718079SM		KIT, Cylinder Block
39	1718084SM		WASHER, 12 * 24 * 1
40	1724943SM		MOTOR SHAFT
41	1708672SM		RING, Snap, S15
42	1724294SM		BRAKE DISC/MOTOR GEAR (11T)
43	-----		BEARING, 6202 RSR C3
44	1718089SM		THRUST METAL
45	-----		SWASH PLATE CMP
46	1718086SM		THRUST BEARING K81105
49	-----		CONTROL SHAFT
50	-----		FULCRUM
51	-----		SPRING, Torsion
52	-----		CONTROL ARM A
53	1724347SM		CONTROL LEVER C
54	-----		JERKY PLATE
55	1708689SM		WASHER, 12
56	1724349SM		COTTER PIN, 1/8 * 3/4

Footnotes:

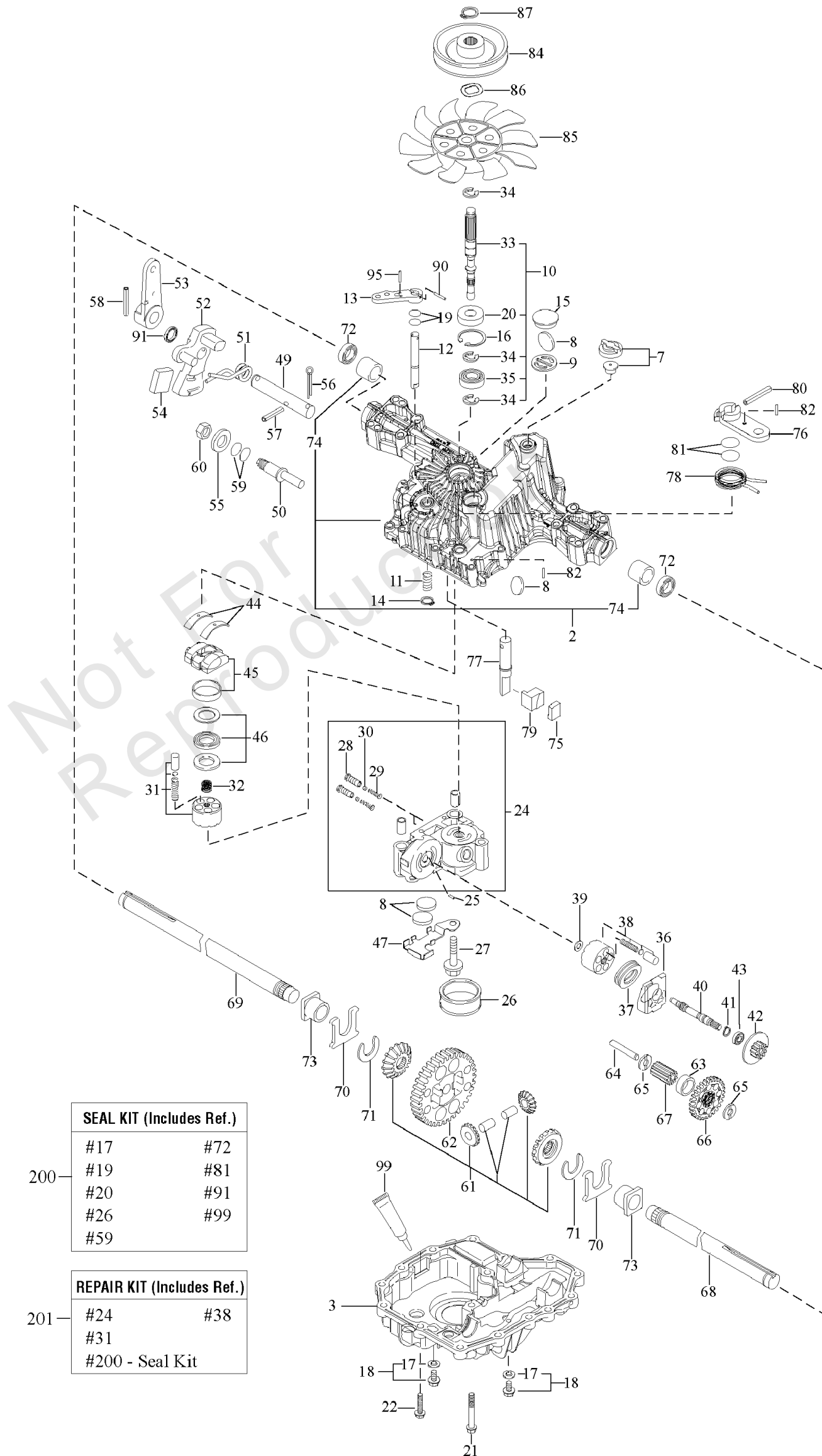
Note* See your local authorized dealership for Tuff Torq parts and warranty or contact Tuff Torq at www.tufftorqservices.com (1-866-572-3441 US only / 01-423-585-1977)

Note* See your local authorized dealership for Tuff Torq parts and warranty or contact Tuff Torq at www.tufftorqservices.com (U.S. 1-866-572-3441 / Int'l: 01-423-585-1977)

Transmission SERVICE PARTS - Tuff Torq K46BP (1729588)

Note: Unless noted otherwise, use the standard torque specifications

Mfg. No: 2691262-00



Transmission SERVICE PARTS - Tuff Torq K46BP (1729588)

REF NO	PART NO	QTY	DESCRIPTION
57	1724296SM		SPRING PIN 6 * 36
58	1718100SM		ROLL PIN 6 * 40
60	1708692SM		NUT 12
61	-----		*KIT, Differential Gear
62	-----		*FINAL GEAR (54T)
63	-----		*FINAL PINION COLLAR
64	-----		*REDUCTION SHAFT
65	1724948SM		WASHER, 12 * 32 * 3.2
66	-----		*REDUCTION GEAR (37T)
67	-----		*FINAL PINION GEAR (10T)
68	1724303SM		AXLE SHAFT, Left
69	1724304SM		AXLE SHAFT, Right
70	-----		*THRUST WASHER
71	1718113SM		RING, 17
72	1718111SM		SEAL, 19 * 32 * 8 -(For this part only contact B&S Tech support)
73	1718110SM		BUSHING, 19 * 25
74	-----		*BUSHING, 19.05
75	1724305SM		BRAKE SHOE
76	1724306SM		BRAKE LEVER
77	-----		*BRAKE SHAFT
78	-----		*BRAKE RETURN SPRING
79	1724309SM		BRAKE ACTUATOR
80	1724310SM		SPRING PIN, 5 * 32
82	1724311SM		SPRING PIN 4 * 16
84	1732918SM		PULLEY D
85	1724314SM		FAN, White
86	1724315SM		WASHER, Wave
87	1724316SM		RING, Snap
90	-----		*SPRING PIN 3.0A * 20
95	-----		*SPRING PIN 3.0A * 16
99	-----		*SEALANT
200	1727541YP		*K46 & T40 SEAL KIT (ALL MODELS)
201	-----		*REPAIR KIT K46

Footnotes:

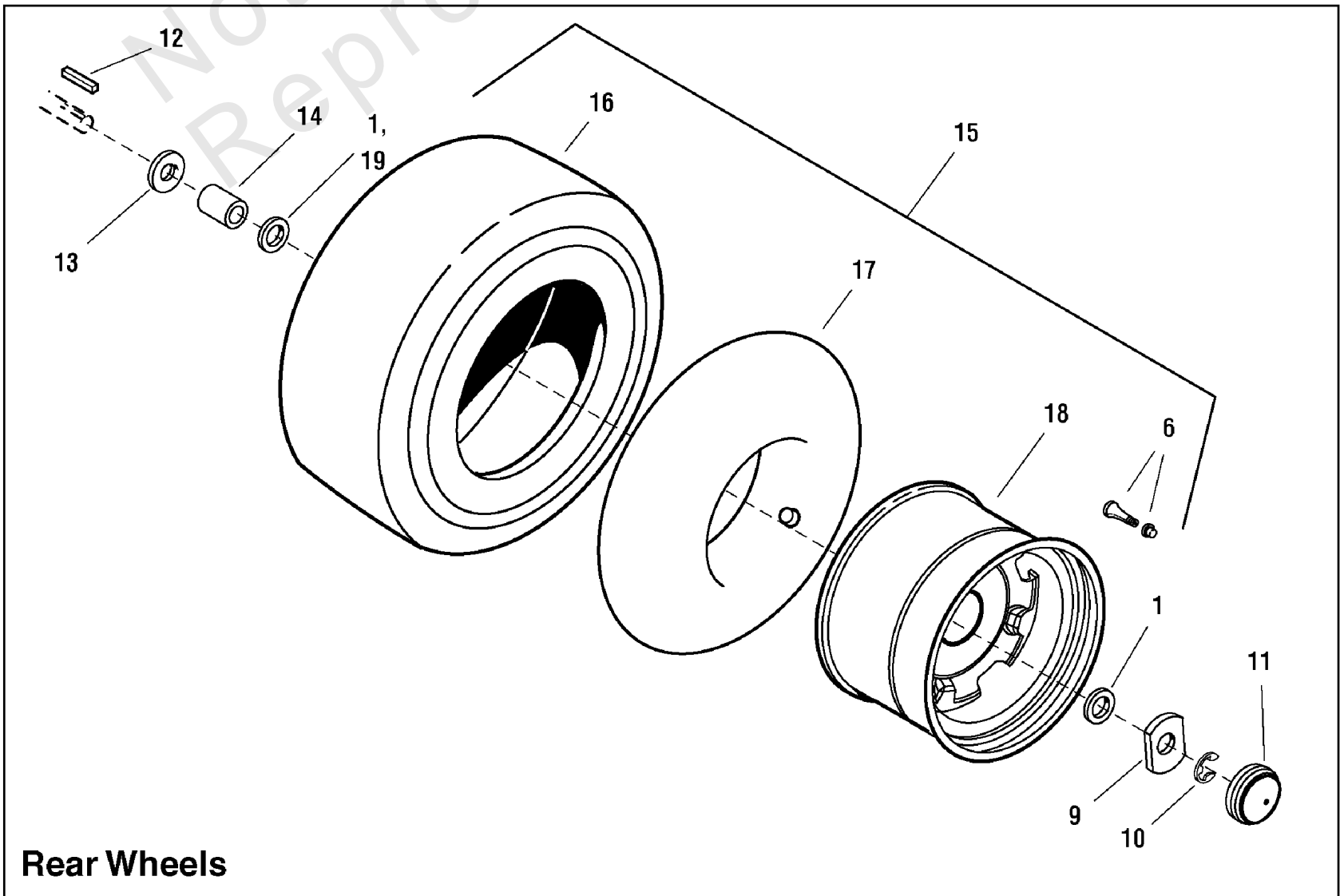
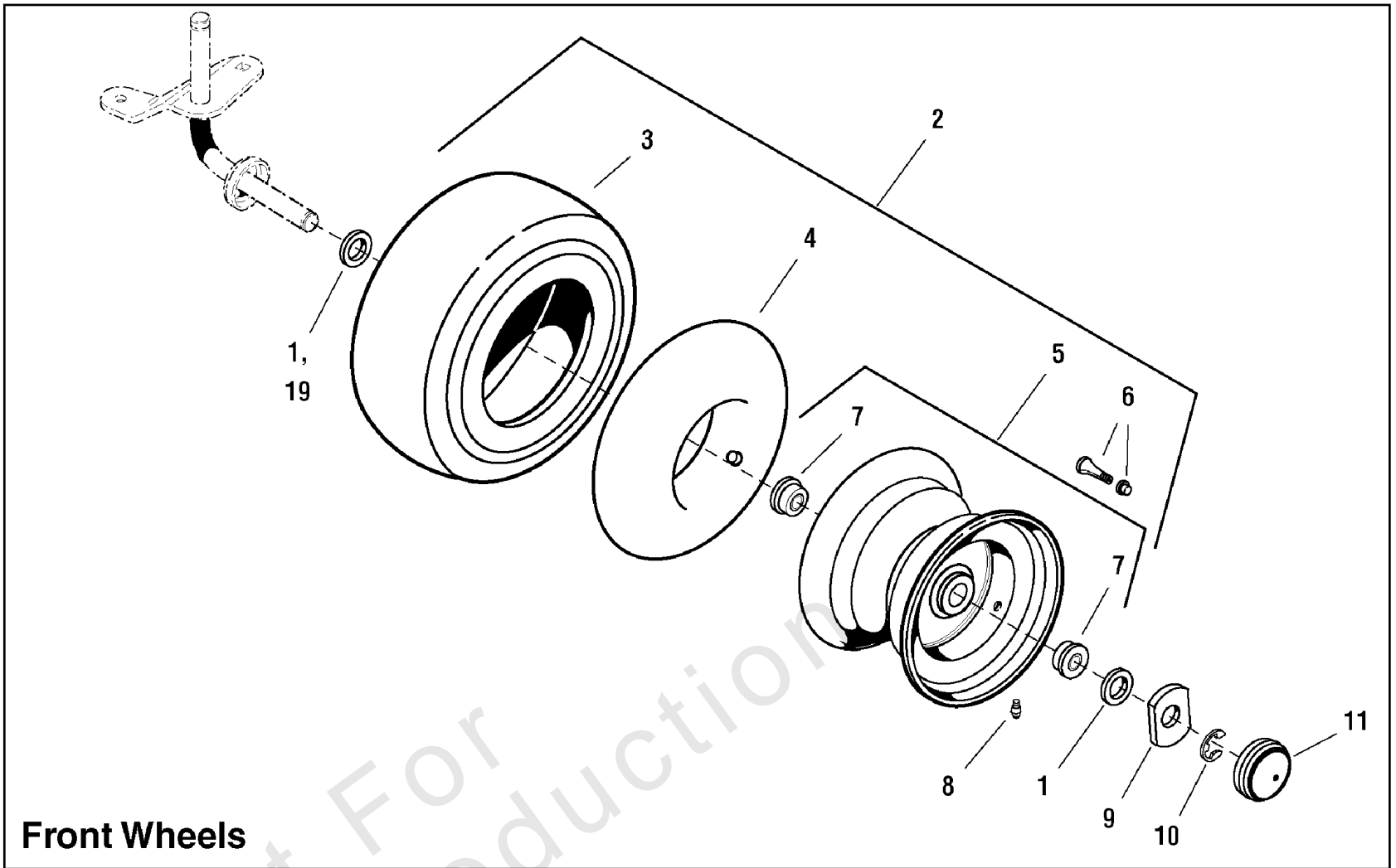
Note* See your local authorized dealership for Tuff Torq parts and warranty or contact Tuff Torq at www.tufftorqservices.com (1-866-572-3441 US only / 01-423-585-1977)

Note* See your local authorized dealership for Tuff Torq parts and warranty or contact Tuff Torq at www.tufftorqservices.com (U.S. 1-866-572-3441 / Int'l: 01-423-585-1977)

Wheels & Tires Group

Note: Unless noted otherwise, use the standard torque specifications

Mfg. No: 2691262-00



Wheels & Tires Group

REF NO	PART NO	QTY	DESCRIPTION
1	2860183	8	WASHER, 3/4
1	722620	4	WASHER, Flat -(Use on 22 Gross HP Models only)
2	1729708	2	WHEEL & TIRE ASSEMBLY, Front
3	1731951	1	TIRE, Turf 15 X 6.00 - 6 Saver TL
4	1664090	1	TUBE, Tire, Front
5	1726301	1	WHEEL & BUSHINGS ASSEMBLY, Front
6	2172353	2	VALVE STEM & CAP
7	1713167	4	BEARING
8	2812808	1	FITTING, Grease, 1/4-28 Thread
9	1722717	4	WASHER, Special Yellow
10	2827794	4	RING, Retaining
10	720010	4	RING, Retaining -(Use on 22 Gross HP Models only)
11	1722676	4	CAP, Hub
11	721318	4	CAP, Hub -(Use on 22 Gross HP Models only)
12	1713409	2	KEY, 3/16 x 3/16 x 3
12	720258	2	KEY, 3/16 x 3/16 x 2 -(Use on 22 Gross HP Models only)
13	2860202	2	WASHER
14	1730181	2	SPACER, 3/4 ID x 1-1/4 OD x 1-5/8
15	1729709	2	WHEEL & TIRE ASSEMBLY, Rear 20"
15	7101560	2	WHEEL & TIRE ASSEMBLY, Rear 20" -(Use on 20 Gross HP Model only)
15	1732324	2	WHEEL & TIRE ASSEMBLY, Rear 22" -(Use on Model 2690840)
16	1731952	1	TIRE, Turf 20 X 8.00 - 8 Saver TL
16	7101559	2	TIRE, 20 x 830-8, 2 Ply, K358 -(Use 7101560)
16	1732394	2	TIRE, 22 x 10.00-8, 2 Ply, K358
17	2164247	1	TUBE, Tire, Rear -(Use on 20" Tire)
17	2173477	2	TUBE, Tire, Rear -(Use on 22" Tire)
18	1731954	1	WHEEL, Hub
19	722598	4	WASHER, Flat, 3/4 x 1-1/4 x 16GA -(Use on 22 Gross HP Models only)

Hardware Identification & Torque Specifications

Torque Specification Chart								
FOR STANDARD METRIC MACHINE HARDWARE (Tolerance ± 20%)								
Property Class	5.6		8.8		10.9		12.9	
	Class 5.6		Class 8.8		Class 10.9		Class 12.9	
Size Of Hardware	in/lbs	Nm.	in/lbs	Nm.	in/lbs	Nm.	in/lbs	Nm.
	ft/lbs		ft/lbs		ft/lbs		ft/lbs	
M3	5.88	.56	13.44	1.28	19.2	1.80	22.92	2.15
M4	13.44	1.28	30.72	2.90	43.44	4.10	52.56	4.95
M5	26.4	2.50	60.96	5.75	5.97	8.10	7.15	9.7
M6	44.64	4.3	7.3	9.9	10.3	14	12.1	16.5
M7	5.2	7.1	12.1	16.5	16.9	23	19.9	27
M8	7.7	10.5	17.7	24	25	34	29	40
M10	15	21	35	48	50	67	59	81
M12	26	36	61	83	86.2	117	103	140
M14	42	58	101	132	136	185	162	220
M16	64	88	147	200	210	285	250	340
M18	89	121	202	275	287	390	346	470
M20	126	171	290	390	405	550	486	660
M22	169	230	390	530	559	745	656	890
M24	217	295	497	375	708	960	840	1140
M27	320	435	733	995	1032	1400	1239	1680
M30	435	590	995	1350	1401	1900	1681	2280
M33	590	800	1349	1830	1902	2580	2278	3090
M36	759	1030	1740	2360	2441	3310	2935	3980
M39	988	1340	2249	3050	3163	4290	3798	5150

Torque Specification Chart						
FOR STANDARD MACHINE HARDWARE (Tolerance ± 20%)						
Hardware Grade	No Marks		SAE Grade 5		SAE Grade 8	
	SAE Grade 2		SAE Grade 5		SAE Grade 8	
Size Of Hardware	in/lbs	Nm.	in/lbs	Nm.	in/lbs	Nm.
	ft/lbs		ft/lbs		ft/lbs	
8-32	19	2.1	30	3.4	41	4.6
8-36	20	2.3	31	3.5	43	4.9
10-24	27	3.1	43	4.9	60	6.8
10-32	31	3.5	49	5.5	68	7.7
1/4-20	66	7.6	8	10.9	12	16.3
1/4-28	76	8.6	10	13.6	14	19.0
5/16-18	11	15.0	17	23.1	25	34.0
5/16-24	12	16.3	19	25.8	29	34.0
3/8-16	20	27.2	30	40.8	45	61.2
3/8-24	23	31.3	35	47.6	50	68.0
7/16-14	30	40.8	50	68.0	70	95.2
7/16-20	35	47.6	55	74.8	80	108.8
1/2-13	50	68.0	75	102.0	110	149.6
1/2-20	55	74.8	90	122.4	120	163.2
9/16-12	65	88.4	110	149.6	150	204.0
9/16-18	75	102.0	120	163.2	170	231.2
5/8-11	90	122.4	150	204.0	220	299.2
5/8-18	100	136	180	244.8	240	326.4
3/4-10	160	217.6	260	353.6	386	525.0
3/4-16	180	244.8	300	408.0	420	571.2
7/8-9	140	190.4	400	544.0	600	816.0
7/8-14	155	210.8	440	598.4	660	897.6
1-8	220	299.2	580	788.8	900	1,244.0
1-12	240	326.4	640	870.4	1,000	1,360.0

The guides and ruler furnished below are designed to help you select the appropriate hardware.



Nut, M8

Thread Diameter (mm)

Inside Diameter (in) Threads per inch

Nut, 1/2-16



Screw, M8- 1.25 x 25

Thread Diameter (mm) Distance between threads (mm) Body Length (mm)

Body Diameter Threads per inch Body Length (in)

Screw, 1/2- 16 x 2



Standard Hardware Sizing

When a washer or nut is identified as 1/2" (M8), this is the *Nominal size*, meaning the *inside diameter* is 1/2 inch (8mm metric thread diameter); if a second number is present it represents the *threads per inch* (distance between threads).

When bolt or capscrew is identified as 1/2 - 16 x 2" (M8 - 1.25 x 50), this means the *Nominal size*, or body diameter is 1/2 inch (8mm metric thread diameter), the second number, 16, represents the *threads per inch*, (*distance between threads*). The final number is the body length of the bolt or screw, 2 inches (50mm).

NOTES

- These torque values are to be used for all hardware excluding: locknuts, self-tapping screws, thread forming screws, sheet metal screws and socket head setscrews.
- Recommended seating torque values for locknuts:
 - for prevailing torque locknuts - use 65% of grade 5 torques.
 - for flange whizlock nuts and screws - use 135% of grade 5 torques.
- Unless otherwise noted on assembly drawings, all torque values must meet this specification.

Common Hardware Types

Hex Head Capscrew



Washer



Carriage Bolt



Hex Nut

Wrench & Fastener Size Guide

1/4" Bolt or Nut Wrench—7/16"	5/16" Bolt or Nut Wrench—1/2"	3/8" Bolt or Nut Wrench—9/16"	7/16" Bolt or Nut Wrench (Bolt)—5/8" Wrench (Nut)—11/16"	1/2" Bolt or Nut Wrench—3/4"
M6 Bolt or Nut Wrench—10mm	M8 Bolt or Nut Wrench—13mm	M10 Bolt or Nut Wrench—17mm	M12 Bolt or Nut Wrench—19mm	M14 Bolt or Nut Wrench—22mm

